

GMK6300L-1

Product Guide

ASME B30.5
Imperial 85%



Features

- 300 t (350 USt) capacity class
- 15,6 m - 80 m (51 ft - 263 ft) seven-section full power MEGAFORM™ boom with TWIN-LOCK™ pinning
- 12 m - 21 m (39 ft - 69 ft) hydraulic offset bi-fold swingaway
- 2 x 8 m (26 ft) intermediate lattice inserts
- 92,5 t (203,900 lb) counterweight with hydraulic removal system
- MEGATRAK™ independent suspension
- Allison 4500 SP transmission

GROVE GMK6300L-1

Features

> MEGATRAK™

The MEGATRAK™ suspension system is the best off road driveline available on the market today. The system's versatility and performance allows the GMK6300L-1 to operate as a true all-terrain crane. The MEGATRAK™ independent suspension and all-wheel steer system allows wheels to remain on the ground at all times so stresses and weight are not continually transferred between axles. MEGATRAK™ provides true ground clearance where others just raise the chassis.

Other benefits of the MEGATRAK™ system are:

- Excellent job site maneuverability with all-wheel steering
- Commonality among almost all models
- A driveline that remains aligned at all times
- A steering linkage system that is protected against damage
- Constant tire contact for equal tire wear
- Reduced maintenance
- A reliable suspension system



> TWIN-LOCK™

Boom pinning mechanism automatically pins the sections in position using two horizontal pins.



> ECOS

Electronic Crane Operating System - ECOS enables control of the entire crane's principle operations. Simple programming eases lift planning and a supply of essential information allows full concentration on the lift itself.

> EKS 5

The EKS 5 monitors the lifting conditions of the crane at all times and provides a full graphic display, rear lighting, graphic of boom telescoping percentage, and load charts.



> CraneSTAR®

CraneSTAR is an exclusive and innovative crane asset management system

that helps improve your profitability and reduce costs by remotely monitoring critical crane data.

Visit www.cranestar.com for more information.

Jobsite benefits

- Higher and Stronger: With a maximum boom and extension tip height of 120 m (394 ft) the crane is still able to lift 2,1 t (2.3 USt).
- Be flexible and save logistic costs thanks to interchangeable self-rigging auxiliary hoist and a flexible counterweight.
- Five outrigger positions provide ultimate flexibility for job sites with the ability to position the crane in tighter spaces.
- MEGATRAK™ independent suspension, all-wheel steering system and steer by wire technology provides increased ground clearance, adjustable suspension and reduces tire-wear to provide maximum maneuverability in all-terrains.
- Human Machine Interface (HMI) allows for control of the MEGATRAK™ suspension system from both sides of the carrier allowing for adjustment of ground clearance independent of the outriggers.



The assurance of the world's most advanced crane service and support to get you back to work fast.

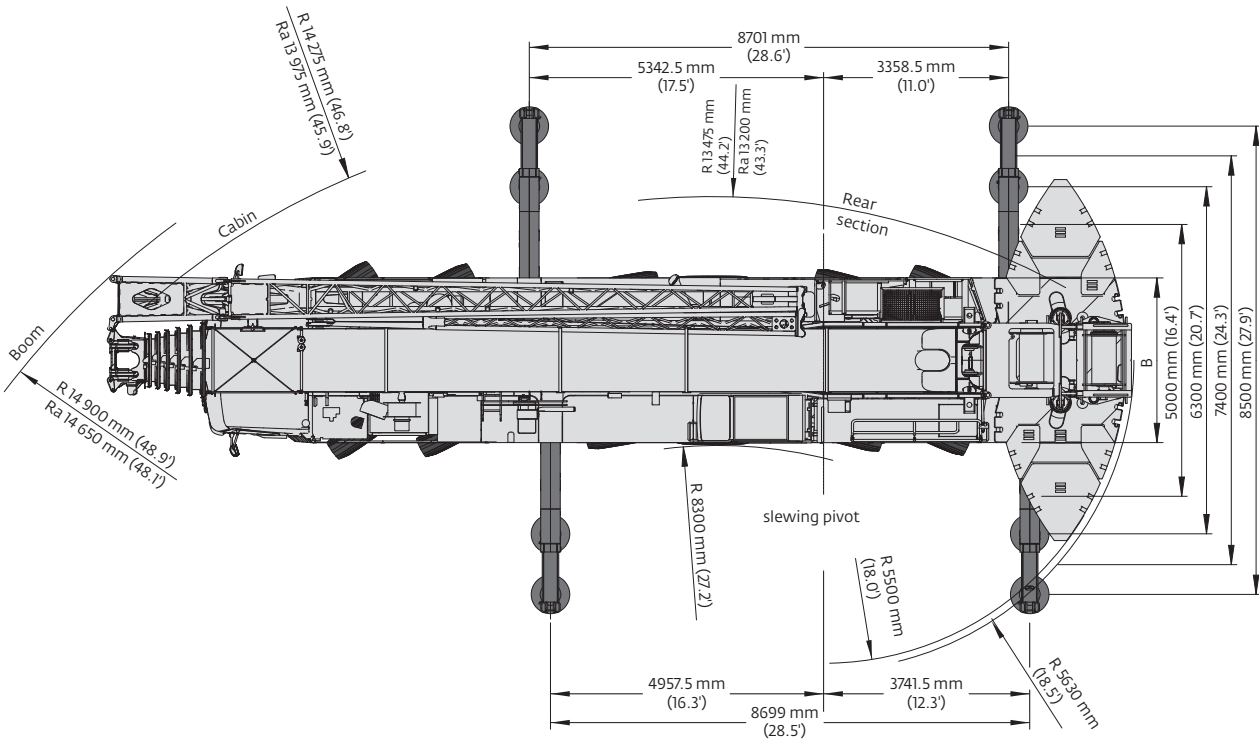
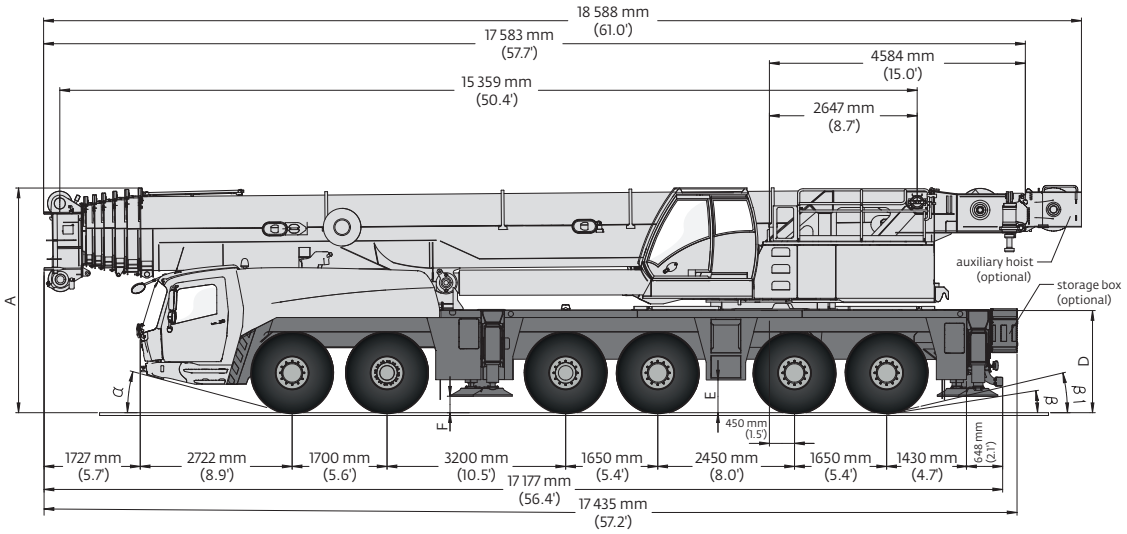


Financial tools that help you capitalize on opportunity with solutions that fit your needs.

Contents

| | |
|---|-----------|
| Dimensions _____ | 5 |
| Weights _____ | 6 |
| Counterweight _____ | 7 |
| Data _____ | 9 |
| Working range - Main boom _____ | 10 |
| Load charts - Main boom _____ | 11 |
| Working range - Hydraulic offsettable swingaway _____ | 16 |
| Load charts - Hydraulic offsettable swingaway _____ | 17 |
| Working range - Hydraulic offsettable swingaway with inserts _____ | 19 |
| Load charts - Hydraulic offsettable swingaway with inserts _____ | 20 |
| Working range - Heavy Duty Jib _____ | 22 |
| Load charts - Heavy Duty Jib _____ | 23 |
| Specifications _____ | 25 |
| Symbols glossary _____ | 26 |

Dimensions



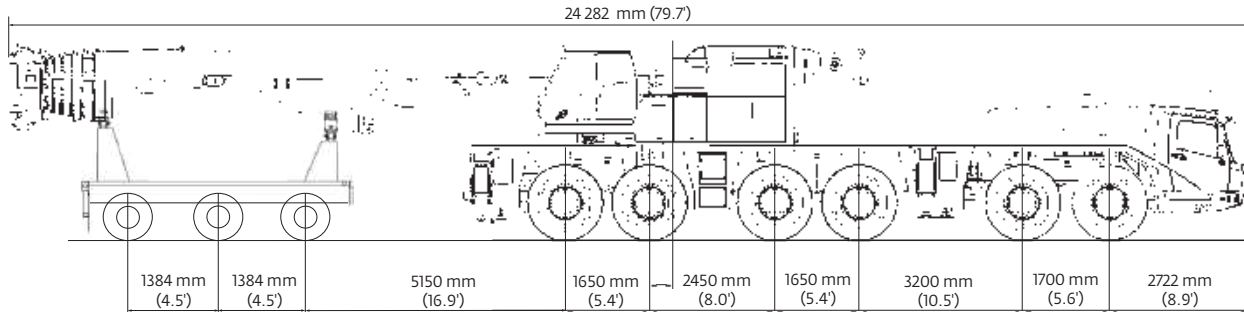
Ra = Radius all wheels steered

| | A | A 130 mm** | B | C | D | E | F | α | β | β ₁ |
|------------|------|---------------|------|------|------|-----|-----|----|----|----------------|
| 385/95 R25 | 3950 | 3820 | 3000 | 2570 | 1802 | 536 | 245 | 14 | 8 | 6 |
| 445/95 R25 | 4000 | 3870 | 3000 | 2510 | 1852 | 586 | 295 | 16 | 10 | 8 |
| 525/80 R25 | 4000 | 3870 | 3120 | 2530 | 1852 | 586 | 295 | 16 | 10 | 8 |

** Lowered

Weights

Trailing boom



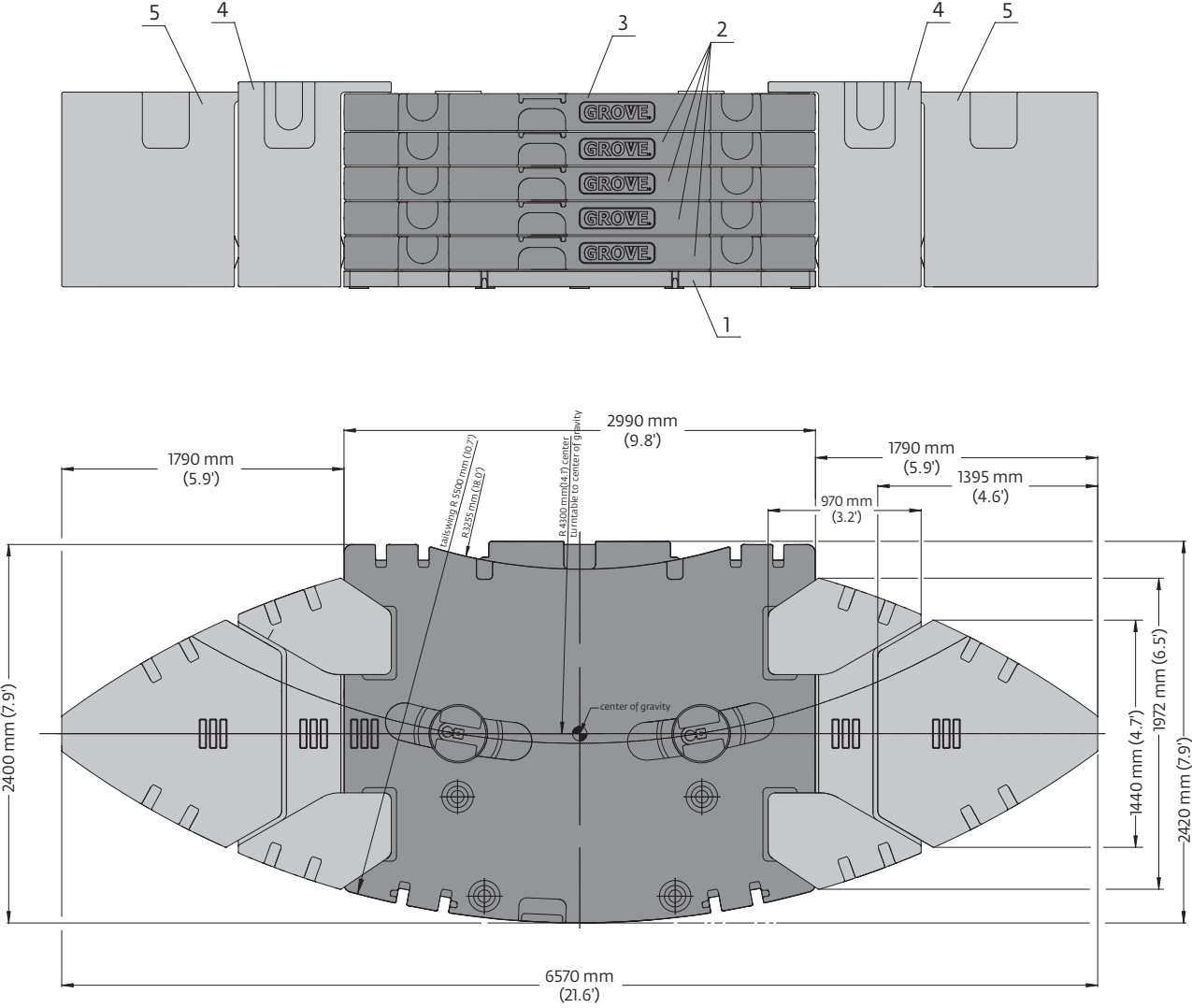
| Basic Weights - kg (lb) | Axles 1 and 2 | | Axles 3 - 6 | | Three dolly axle | | Total | |
|---|---------------|-----------|-------------|-----------|------------------|-----------|-----------|------------|
| GMK6300L-1 Tier 4 Final, Mercedes-Benz power with 20.5 R25 tires, 12x8x12 drive/steer, retarder, 12 m - 21 m (39 ft - 69 ft) hydraulic luffing swingaway, 2nd oil cooler, outrigger pads, auxiliary hoist, removed rear outrigger box, driver and tanks filled, three-axle boom dolly (5000 kg [11,023 lb]) | 17 340 kg | 38,240 lb | 35 800 kg | 78,960 lb | 26 190 kg | 57,750 lb | 79 330 kg | 174,950 lb |
| Additions: | | | | | | | | |
| 7000 kg (15,400 lb) base section stowed on carrier | 3390 kg | 7474 lb | 3270 kg | 7209 lb | 0 kg | 0 lb | 6660 kg | 14,683 lb |
| Removals: | | | | | | | | |
| 12 m - 21 m (39 ft - 69 ft) hydraulic swingaway | -60 kg | -160 lb | -200 kg | -440 lb | -1740 kg | -3840 lb | -2000 kg | -4440 lb |
| Front outriggers | -1596 kg | -3518 lb | -930 kg | -2050 lb | 0 kg | 0 lb | -2526 kg | -5569 lb |
| Front and rear outrigger floats | -1 kg | -2 lb | -244 kg | -538 lb | 0 kg | 0 lb | -245 kg | -540 lb |
| Substitutions: | | | | | | | | |
| 12x6x12 drive/steer | 160 kg | 340 lb | -560 kg | -1280 lb | 0 kg | 0 lb | -400 kg | -940 lb |
| 14.00R25 tires | -460 kg | -1020 lb | -920 kg | -2040 lb | 0 kg | 0 lb | -1380 kg | -3060 lb |
| 16.00R25 tires | -240 kg | -560 lb | -480 kg | -1120 lb | 0 kg | 0 lb | -720 kg | -1680 lb |

Boom over front

| Basic Weights - kg (lb) | Axles 1 and 2 | | Axles 3 - 6 | | Total | |
|--|---------------|------------|-------------|------------|------------|------------|
| GMK6300L-1 Tier 4 Final, Mercedes-Benz power with 20.5 R25 Tires on aluminum wheels, 12x6x12 drive/steer, retarder, 2nd oil cooler, outrigger pads, driver and tanks filled, removable rear outrigger box installed, one sheave 32 t (35 USt) hook block | 24 540 kg | 54,100 lb | 47 080 kg | 103,800 lb | 71 620 kg | 157,900 lb |
| Additions: | | | | | | |
| 12x8x12 drive/steer | -157 kg | -346 lb | 569 kg | 1254 lb | 412 kg | 908 lb |
| Hose reel + parts for hydraulic swingaway | 211 kg | 465 lb | 159 kg | 351 lb | 370 kg | 816 lb |
| 12 m - 21 m (39 ft - 69 ft) hydraulic swingaway | 1840 kg | 4057 lb | 167 kg | 368 lb | 2007 kg | 4425 lb |
| Auxiliary hoist | -1813 kg | -3997 lb | 4067 kg | 8966 lb | 2254 kg | 4969 lb |
| 7000 kg (15,400 lb) base plate stowed on carrier | 3390 kg | 7474 lb | 3270 kg | 7209 lb | 6660 kg | 14,683 lb |
| Removals: | | | | | | |
| Front and rear outrigger floats | -1 kg | -2 lb | -244 kg | -538 lb | -245 kg | -540 lb |
| Front outriggers | -1596 kg | -3519 lb | -930 kg | -2050 lb | -2526 kg | -5569 lb |
| Removable rear outrigger box | 3055 kg | 6735 lb | -7948 kg | -17,522 lb | -4892 kg | -10,785 lb |
| Main boom | -16110 kg | -35,520 lb | -11 500 kg | -25,360 lb | -27 610 kg | -60,880 lb |

Counterweight

Counterweight

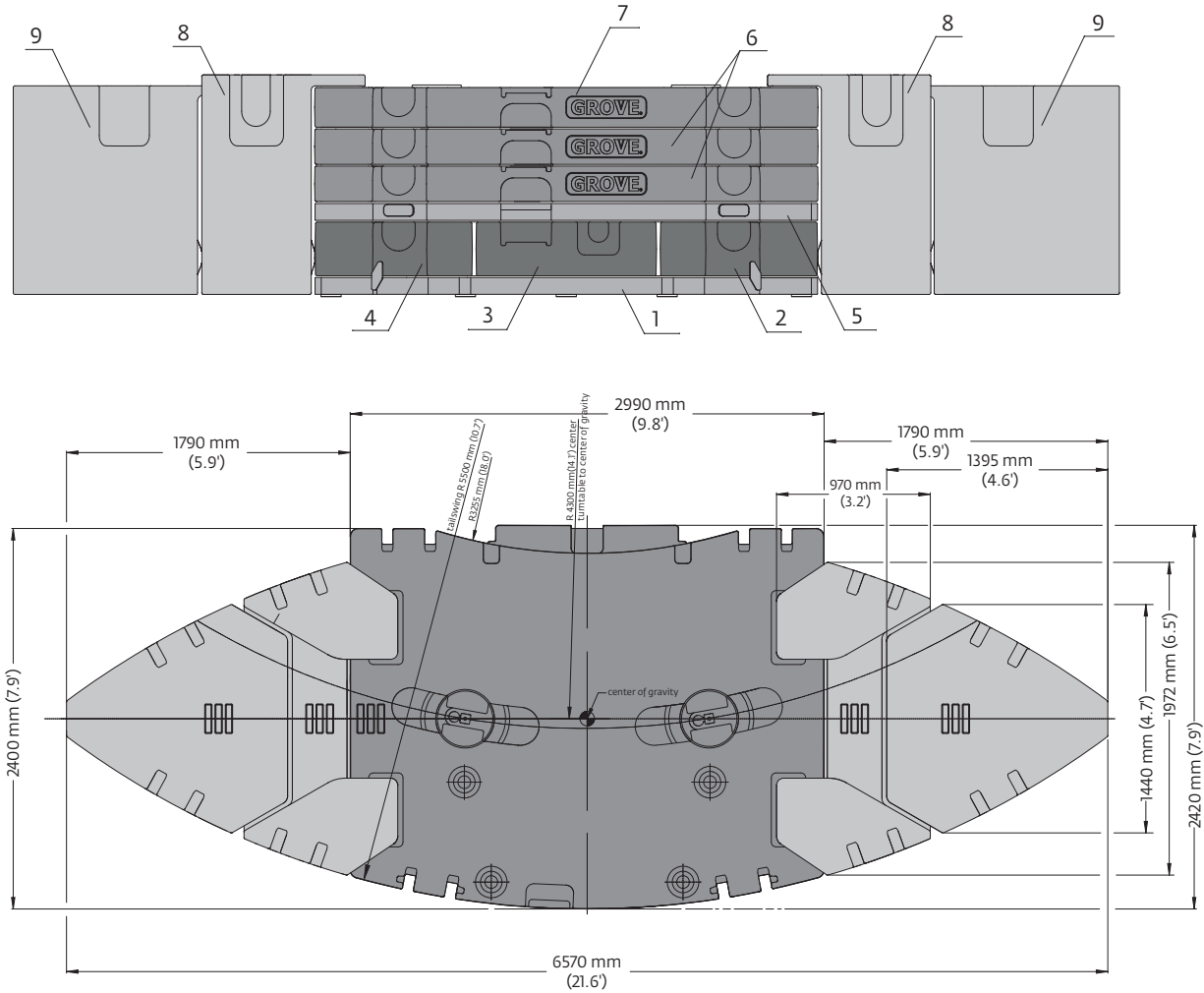


| | 1 | 2 | 3 | 4* | 5* |
|---------------------|----------------------|----------------------|----------------------|-----------------------|----------------------|
| | 7,0 t (15,400 lb) | 9,5 t (20,950 lb) | 9,5 t (20,950 lb) | 10,0 t (22,050 lb) | 9,0 t (19,850 lb) |
| 7,0 t (15,400 lb) | x | - | - | - | - |
| 16,5 t (36,300 lb) | x | x | - | - | - |
| 26,0 t (57,300 lb) | x | 2 x | - | - | - |
| 35,5 t (78,200 lb) | x | 3 x | - | - | - |
| 45,0 t (99,200 lb) | x | 4 x | - | - | - |
| 54,5 t (120,100 lb) | x | 4 x | x | - | - |
| 74,5 t (164,200 lb) | x | 4 x | x | 2 x | - |
| 92,5 t (203,900 lb) | x | 4 x | x | 2 x | 2 x |

* Optional equipment

Counterweight

Heavy roadable counterweight



| | 1 7,0 t (15,400 lb) | 2** 4,7 t (10,400 lb) | 3** 4,7 t (10,400 lb) | 4** 4,7 t (10,400 lb) | 5** 4,7 t (10,400 lb) | 6 9,5 t (20,950 lb) | 7 9,5 t (20,950 lb) | 8* 10,0 t (22,050 lb) | 9* 9,0 t (19,850 lb) |
|---------------------|---------------------------|-----------------------------|-----------------------------|-----------------------------|-----------------------------|---------------------------|---------------------------|-----------------------------|----------------------------|
| 7,0 t (15,400 lb) | x | - | - | - | - | - | - | - | - |
| 16,5 t (36,300 lb) | x | x | - | x | - | - | - | - | - |
| 21,2 t (46,600 lb) | x | x | x | x | - | - | - | - | - |
| 26,0 t (57,300 lb) | x | x | x | x | x | - | - | - | - |
| 35,5 t (78,200 lb) | x | x | x | x | x | x | - | - | - |
| 45,0 t (99,200 lb) | x | x | x | x | x | 2 X | - | - | - |
| 54,5 t (120,100 lb) | x | x | x | x | x | 2 X | x | - | - |
| 74,5 t (164,200 lb) | x | x | x | x | x | 2 X | x | 2 X | - |
| 92,5 t (203,900 lb) | x | x | x | x | x | 2 X | x | 2 X | 2 X |

* Optional equipment

** Optional equipment. Replaces two standard 9.5t (20,950 lb) pieces for a heavy roadable configuration.



| Lifting Capacity | Sheaves | Weight | Parts of line | Possible load with crane |
|------------------|-----------------|-------------------|--------------------------|--|
| 200 t (220 USt) | 9 | 2400 kg (5291 lb) | 2 - 18 / [□] 19 | 179 t / 190 t [□] (197 USt/209 USt [□]) |
| 160 t (176 USt) | 7 | 1750 kg (3858 lb) | 2 - 15 | 135 t (182 USt) |
| 125 t (137 USt) | 5 | 1650 kg (3638 lb) | 2 - 11 | 100 t (110 USt) |
| 80 t (88 USt) | 3 | 950 kg (2094 lb) | 1 - 7 | 65 t (72 USt) |
| 32 t (35 USt) | 1 | 600 kg (1323 lb) | 1 - 3 | 28 t (31 USt) |
| 12 t (13 USt) | Overhaul Weight | 400 kg (880 lb) | 1 | 9,5 t (10.5 USt) |

[□] Requires additional boom nose sheave



| | | 1 | 2 | 3 | 4 | 5 | 6 | R | |
|--------------|-----|------------|------|------|------|------|------|-----|--------|
| Tier 4 final | mph | 5.7 | 15.0 | 22.0 | 34.2 | 45.4 | 52.8 | 7.2 | 53,6 % |
| | mph | 2.6 | 6.8 | 9.9 | 15.4 | 20.5 | 23.6 | 3.2 | |
| | | 385/95 R25 | | | | | | | |







* Theoretical gradeability



| | Infinitely variable | Rope | Max. Single line pull |
|--|--|---------------------------------|-----------------------|
| | 0 - 120 m/min (0 - 394 ft/min) (Single line) | 22 mm / 350 m (22 mm / 1148 ft) | 93,5 kN (21,020 lb) |
| | 0 - 120 m/min (0 - 394 ft/min) (Single line) | 22 mm / 350 m (22 mm / 1148 ft) | 93,5 kN (21,020 lb) |
| | 0 - 1,3 min ⁻¹ | | |
| | -1,5° to + 83° (approx. 95 s) | | |
| | 15,6 to 80,0 m (51.2 to 262.5 ft) (approx. 760 s) | | |

Load charts

Main boom


|     | |   | | | | | | | | | | | | | | | | | | | |
|---|--------|---|-------|-----------------------------|-------|-------|-------|---------------|-------|-------|-------|-------|-------|---|---|--|--|--|--|--|--|
| 15,6 m - 80 m (51.1 ft - 262.5 ft) | | 92 500 kg (203,900 lb) | | 27 ft 9 in spread (100%) | | 360° | | Pounds x 1000 | | | | | | | | | | | | | |
| Feet | 51.1 | 68.7 | 86.1 | 103.4 | 120.8 | 138.1 | 155.9 | 173.5 | 191.6 | 209.5 | 227.4 | 245.3 | 262.5 | | | | | | | | |
| 8.0 | 700.0* | — | — | — | — | — | — | — | — | — | — | — | — | — | — | | | | | | |
| 10.0 | 418.0 | 352.0 | — | — | — | — | — | — | — | — | — | — | — | — | — | | | | | | |
| 15.0 | 348.0 | 324.0 | 306.0 | — | — | — | — | — | — | — | — | — | — | — | — | | | | | | |
| 20.0 | 288.0 | 276.0 | 258.0 | 240.0 | 181.0 | — | — | — | — | — | — | — | — | — | — | | | | | | |
| 25.0 | 244.0 | 240.0 | 230.0 | 217.0 | 181.0 | 143.0 | — | — | — | — | — | — | — | — | — | | | | | | |
| 30.0 | 207.0 | 207.0 | 202.0 | 192.0 | 180.0 | 143.0 | 120.0 | 93.0 | — | — | — | — | — | — | — | | | | | | |
| 35.0 | 172.0 | 178.0 | 177.0 | 171.0 | 167.0 | 143.0 | 116.0 | 93.0 | 72.0 | — | — | — | — | — | — | | | | | | |
| 40.0 | — | 152.0 | 152.0 | 150.0 | 152.0 | 134.0 | 112.0 | 92.0 | 72.0 | 57.0 | 45.0 | — | — | — | — | | | | | | |
| 45.0 | — | 135.0 | 134.0 | 132.0 | 135.0 | 124.0 | 106.0 | 87.0 | 72.0 | 57.0 | 45.0 | 36.6 | — | — | — | | | | | | |
| 50.0 | — | 122.0 | 120.0 | 118.0 | 120.0 | 115.0 | 101.0 | 81.0 | 71.0 | 57.0 | 45.0 | 36.6 | 30.8 | — | — | | | | | | |
| 55.0 | — | — | 108.0 | 106.0 | 108.0 | 107.0 | 95.0 | 75.0 | 68.0 | 57.0 | 45.0 | 36.6 | 30.8 | — | — | | | | | | |
| 60.0 | — | — | 100.0 | 98.0 | 98.0 | 99.0 | 90.0 | 69.0 | 64.0 | 56.0 | 45.0 | 36.6 | 30.8 | — | — | | | | | | |
| 65.0 | — | — | 91.0 | 91.0 | 88.0 | 91.0 | 84.0 | 64.0 | 59.0 | 54.0 | 45.0 | 36.6 | 30.8 | — | — | | | | | | |
| 70.0 | — | — | 76.0 | 82.0 | 80.0 | 82.0 | 80.0 | 59.0 | 55.0 | 51.0 | 44.0 | 36.6 | 30.8 | — | — | | | | | | |
| 75.0 | — | — | — | 74.0 | 72.0 | 75.0 | 76.0 | 55.0 | 52.0 | 48.0 | 43.0 | 36.6 | 30.8 | — | — | | | | | | |
| 80.0 | — | — | — | 68.0 | 66.0 | 68.0 | 70.0 | 51.0 | 48.0 | 45.0 | 41.0 | 36.6 | 30.8 | — | — | | | | | | |
| 85.0 | — | — | — | 61.0 | 62.0 | 62.0 | 64.0 | 47.0 | 44.0 | 42.4 | 39.2 | 35.6 | 30.8 | — | — | | | | | | |
| 90.0 | — | — | — | 49.0 | 59.0 | 57.0 | 59.0 | 43.2 | 40.8 | 39.4 | 37.2 | 34.4 | 30.8 | — | — | | | | | | |
| 95.0 | — | — | — | — | 55.0 | 52.0 | 55.0 | 40.4 | 37.8 | 36.6 | 35.4 | 32.8 | 30.4 | — | — | | | | | | |
| 100.0 | — | — | — | — | 50.0 | 50.0 | 50.0 | 38.8 | 35.4 | 34.2 | 33.4 | 31.4 | 29.6 | — | — | | | | | | |
| 105.0 | — | — | — | — | — | 47.0 | 47.0 | 37.4 | 32.8 | 32.0 | 31.6 | 30.0 | 28.6 | — | — | | | | | | |
| 110.0 | — | — | — | — | — | 44.0 | 43.0 | 36.2 | 30.8 | 30.0 | 29.6 | 28.8 | 27.4 | — | — | | | | | | |
| 115.0 | — | — | — | — | — | 41.8 | 40.0 | 35.0 | 28.8 | 28.0 | 27.8 | 27.4 | 26.4 | — | — | | | | | | |
| 120.0 | — | — | — | — | — | 36.8 | 37.0 | 34.0 | 27.6 | 26.2 | 26.0 | 26.0 | 25.2 | — | — | | | | | | |
| 125.0 | — | — | — | — | — | — | 34.4 | 33.0 | 26.6 | 24.6 | 24.6 | 24.6 | 24.2 | — | — | | | | | | |
| 130.0 | — | — | — | — | — | — | 32.0 | 32.0 | 25.8 | 23.0 | 23.0 | 23.4 | 22.6 | — | — | | | | | | |
| 135.0 | — | — | — | — | — | — | 29.2 | 31.2 | 24.8 | 21.2 | 21.2 | 21.6 | 21.4 | — | — | | | | | | |
| 140.0 | — | — | — | — | — | — | — | 29.8 | 23.8 | 19.8 | 20.4 | 20.2 | 20.6 | — | — | | | | | | |
| 145.0 | — | — | — | — | — | — | — | 27.8 | 22.8 | 19.0 | 19.4 | 19.0 | 19.6 | — | — | | | | | | |
| 150.0 | — | — | — | — | — | — | — | 26.0 | 22.0 | 18.2 | 18.6 | 18.0 | 18.6 | — | — | | | | | | |
| 155.0 | — | — | — | — | — | — | — | 21.6 | 21.4 | 17.6 | 18.0 | 17.0 | 17.6 | — | — | | | | | | |
| 160.0 | — | — | — | — | — | — | — | — | 20.6 | 17.0 | 17.2 | 15.8 | 16.6 | — | — | | | | | | |
| 165.0 | — | — | — | — | — | — | — | — | 20.0 | 16.4 | 16.6 | 15.0 | 15.8 | — | — | | | | | | |
| 170.0 | — | — | — | — | — | — | — | — | 19.6 | 15.8 | 16.0 | 14.4 | 14.8 | — | — | | | | | | |
| 175.0 | — | — | — | — | — | — | — | — | 15.4 | 15.4 | 15.4 | 13.8 | 14.0 | — | — | | | | | | |
| 180.0 | — | — | — | — | — | — | — | — | — | 14.8 | 14.8 | 13.0 | 13.2 | — | — | | | | | | |
| 185.0 | — | — | — | — | — | — | — | — | — | 14.4 | 14.2 | 12.6 | 12.4 | — | — | | | | | | |
| 190.0 | — | — | — | — | — | — | — | — | — | 14.2 | 13.8 | 12.0 | 11.8 | — | — | | | | | | |
| 195.0 | — | — | — | — | — | — | — | — | — | — | 13.2 | 11.4 | 11.0 | — | — | | | | | | |
| 200.0 | — | — | — | — | — | — | — | — | — | — | 12.8 | 10.8 | 10.4 | — | — | | | | | | |
| 205.0 | — | — | — | — | — | — | — | — | — | — | 12.4 | 10.4 | 9.8 | — | — | | | | | | |
| 210.0 | — | — | — | — | — | — | — | — | — | — | — | 10.0 | 9.0 | — | — | | | | | | |
| 215.0 | — | — | — | — | — | — | — | — | — | — | — | 9.4 | 8.4 | — | — | | | | | | |
| 220.0 | — | — | — | — | — | — | — | — | — | — | — | 9.0 | 8.0 | — | — | | | | | | |
| 225.0 | — | — | — | — | — | — | — | — | — | — | — | 7.6 | 7.4 | — | — | | | | | | |
| 230.0 | — | — | — | — | — | — | — | — | — | — | — | — | 6.8 | — | — | | | | | | |
| 235.0 | — | — | — | — | — | — | — | — | — | — | — | — | 6.2 | — | — | | | | | | |
| 240.0 | — | — | — | — | — | — | — | — | — | — | — | — | 5.0 | — | — | | | | | | |

* Over the rear with special equipment
 Loads greater than 370,000 lb can only be lifted with additional equipment.
 • Boom length noted represents range of similar lengths.

THIS CHART IS ONLY A GUIDE AND SHOULD NOT BE USED TO OPERATE THE CRANE.
 The individual crane's load chart, operating instructions and other instructional plates must be read and understood prior to operating the crane

Load charts

Main boom

 15,6 m - 80 m
 (51.1 ft - 262.5 ft)
  74 500 kg
 (164,200 lb)
  27 ft 9 in spread
 (100%)
  360°



Pounds x 1000

| Feet | 51.1 | 68.7 | 86.1 | 103.4 | 120.8 | 138.1 | 155.9 | 173.5 | 191.6 | 209.5 | 227.4 | 245.3 | 262.5 |
|-------|-------|-------|-------|-------|-------|-------|-------|-------|-------|-------|-------|-------|-------|
| 10.0 | 418.0 | 352.0 | - | - | - | - | - | - | - | - | - | - | - |
| 15.0 | 348.0 | 324.0 | 306.0 | - | - | - | - | - | - | - | - | - | - |
| 20.0 | 286.0 | 276.0 | 258.0 | 240.0 | 181.0 | - | - | - | - | - | - | - | - |
| 25.0 | 240.0 | 240.0 | 230.0 | 217.0 | 181.0 | 143.0 | - | - | - | - | - | - | - |
| 30.0 | 195.0 | 196.0 | 196.0 | 192.0 | 180.0 | 143.0 | 120.0 | 93.0 | - | - | - | - | - |
| 35.0 | 167.0 | 168.0 | 168.0 | 166.0 | 167.0 | 143.0 | 116.0 | 93.0 | 72.0 | - | - | - | - |
| 40.0 | - | 148.0 | 147.0 | 145.0 | 144.0 | 134.0 | 112.0 | 92.0 | 72.0 | 57.0 | 45.0 | - | - |
| 45.0 | - | 132.0 | 129.0 | 127.0 | 124.0 | 122.0 | 106.0 | 87.0 | 72.0 | 57.0 | 45.0 | 36.6 | - |
| 50.0 | - | 116.0 | 117.0 | 115.0 | 107.0 | 107.0 | 101.0 | 81.0 | 71.0 | 57.0 | 45.0 | 36.6 | 30.8 |
| 55.0 | - | - | 103.0 | 101.0 | 96.0 | 94.0 | 95.0 | 75.0 | 68.0 | 57.0 | 45.0 | 36.6 | 30.8 |
| 60.0 | - | - | 91.0 | 90.0 | 88.0 | 84.0 | 85.0 | 69.0 | 64.0 | 56.0 | 45.0 | 36.6 | 30.8 |
| 65.0 | - | - | 80.0 | 79.0 | 81.0 | 75.0 | 76.0 | 64.0 | 59.0 | 54.0 | 45.0 | 36.6 | 30.8 |
| 70.0 | - | - | 71.0 | 73.0 | 73.0 | 69.0 | 69.0 | 59.0 | 55.0 | 51.0 | 44.0 | 36.6 | 30.8 |
| 75.0 | - | - | - | 67.0 | 65.0 | 65.0 | 63.0 | 55.0 | 52.0 | 48.0 | 43.0 | 36.6 | 30.8 |
| 80.0 | - | - | - | 60.0 | 59.0 | 61.0 | 57.0 | 51.0 | 48.0 | 45.0 | 41.0 | 36.6 | 30.8 |
| 85.0 | - | - | - | 55.0 | 53.0 | 56.0 | 52.0 | 47.0 | 44.0 | 42.4 | 39.2 | 35.6 | 30.8 |
| 90.0 | - | - | - | 49.0 | 49.0 | 51.0 | 48.0 | 43.2 | 40.8 | 39.4 | 37.2 | 34.4 | 30.8 |
| 95.0 | - | - | - | - | 47.0 | 47.0 | 44.0 | 40.4 | 37.8 | 36.6 | 35.4 | 32.8 | 30.4 |
| 100.0 | - | - | - | - | 45.0 | 43.0 | 40.6 | 38.8 | 35.4 | 34.2 | 33.4 | 31.4 | 29.6 |
| 105.0 | - | - | - | - | - | 39.6 | 37.0 | 37.4 | 32.6 | 32.0 | 31.6 | 30.0 | 28.6 |
| 110.0 | - | - | - | - | - | 36.6 | 33.8 | 36.2 | 30.0 | 29.8 | 29.6 | 28.8 | 27.4 |
| 115.0 | - | - | - | - | - | 33.6 | 32.6 | 33.4 | 28.6 | 27.4 | 27.8 | 27.4 | 26.4 |
| 120.0 | - | - | - | - | - | 31.0 | 31.4 | 30.8 | 27.6 | 25.2 | 25.6 | 26.0 | 25.2 |
| 125.0 | - | - | - | - | - | - | 30.6 | 28.4 | 26.6 | 23.0 | 23.8 | 24.4 | 24.2 |
| 130.0 | - | - | - | - | - | - | 28.8 | 26.2 | 25.8 | 21.4 | 22.2 | 22.6 | 22.6 |
| 135.0 | - | - | - | - | - | - | 26.8 | 24.2 | 24.8 | 20.4 | 21.2 | 20.8 | 21.4 |
| 140.0 | - | - | - | - | - | - | - | 22.2 | 23.8 | 19.6 | 20.4 | 19.2 | 20.2 |
| 145.0 | - | - | - | - | - | - | - | 20.6 | 22.0 | 19.0 | 19.4 | 18.2 | 18.8 |
| 150.0 | - | - | - | - | - | - | - | 19.0 | 20.4 | 18.2 | 18.6 | 17.4 | 17.4 |
| 155.0 | - | - | - | - | - | - | - | 17.6 | 18.8 | 17.6 | 18.0 | 16.6 | 16.2 |
| 160.0 | - | - | - | - | - | - | - | - | 17.4 | 17.0 | 17.2 | 15.8 | 15.0 |
| 165.0 | - | - | - | - | - | - | - | - | 16.2 | 16.4 | 16.6 | 15.0 | 13.8 |
| 170.0 | - | - | - | - | - | - | - | - | 15.0 | 15.4 | 15.4 | 14.4 | 12.6 |
| 175.0 | - | - | - | - | - | - | - | - | 14.0 | 14.2 | 14.2 | 13.2 | 11.4 |
| 180.0 | - | - | - | - | - | - | - | - | - | 13.2 | 13.0 | 12.2 | 10.2 |
| 185.0 | - | - | - | - | - | - | - | - | - | 12.8 | 12.0 | 11.0 | 9.2 |
| 190.0 | - | - | - | - | - | - | - | - | - | 12.4 | 11.0 | 10.2 | 8.2 |
| 195.0 | - | - | - | - | - | - | - | - | - | - | 10.2 | 9.2 | 7.4 |
| 200.0 | - | - | - | - | - | - | - | - | - | - | - | 9.6 | 6.6 |
| 205.0 | - | - | - | - | - | - | - | - | - | - | - | 9.0 | 5.8 |
| 210.0 | - | - | - | - | - | - | - | - | - | - | - | - | 5.0 |
| 215.0 | - | - | - | - | - | - | - | - | - | - | - | - | 4.2 |
| 220.0 | - | - | - | - | - | - | - | - | - | - | - | - | 3.6 |
| 225.0 | - | - | - | - | - | - | - | - | - | - | - | - | 2.8 |

Loads greater than 370,000 lb can only be lifted with additional equipment.




• Boom length noted represents range of similar lengths.




THIS CHART IS ONLY A GUIDE AND SHOULD NOT BE USED TO OPERATE THE CRANE.

The individual crane's load chart, operating instructions and other instructional plates must be read and understood prior to operating the crane

Load charts

Main boom

|  | | | | | | | | | | | | | |
|--|-------|-------|-------|-------|-------|-------|-------|-------|-------|-------|-------|-------|-------|
|   Pounds x 1000 | | | | | | | | | | | | | |
| Feet | 51.1 | 68.7 | 86.1 | 103.4 | 120.8 | 138.1 | 155.9 | 173.5 | 191.6 | 209.5 | 227.4 | 245.3 | 262.5 |
| 10.0 | 418.0 | 352.0 | — | — | — | — | — | — | — | — | — | — | — |
| 15.0 | 344.0 | 324.0 | 306.0 | — | — | — | — | — | — | — | — | — | — |
| 20.0 | 278.0 | 276.0 | 258.0 | 240.0 | 181.0 | — | — | — | — | — | — | — | — |
| 25.0 | 220.0 | 220.0 | 220.0 | 217.0 | 181.0 | 143.0 | — | — | — | — | — | — | — |
| 30.0 | 186.0 | 188.0 | 187.0 | 175.0 | 166.0 | 143.0 | 120.0 | 93.0 | — | — | — | — | — |
| 35.0 | 156.0 | 160.0 | 156.0 | 147.0 | 140.0 | 133.0 | 116.0 | 93.0 | 72.0 | — | — | — | — |
| 40.0 | — | 135.0 | 130.0 | 122.0 | 121.0 | 112.0 | 111.0 | 92.0 | 72.0 | 57.0 | 45.0 | — | — |
| 45.0 | — | 113.0 | 111.0 | 109.0 | 103.0 | 96.0 | 96.0 | 87.0 | 72.0 | 57.0 | 45.0 | 36.6 | — |
| 50.0 | — | 97.0 | 95.0 | 95.0 | 90.0 | 90.0 | 84.0 | 78.0 | 71.0 | 57.0 | 45.0 | 36.6 | 30.8 |
| 55.0 | — | — | 81.0 | 84.0 | 79.0 | 79.0 | 74.0 | 69.0 | 66.0 | 57.0 | 45.0 | 36.6 | 30.8 |
| 60.0 | — | — | 73.0 | 74.0 | 71.0 | 71.0 | 66.0 | 61.0 | 58.0 | 56.0 | 45.0 | 36.6 | 30.8 |
| 65.0 | — | — | 65.0 | 65.0 | 66.0 | 63.0 | 58.0 | 54.0 | 52.0 | 51.0 | 45.0 | 36.6 | 30.8 |
| 70.0 | — | — | 57.0 | 57.0 | 61.0 | 57.0 | 52.0 | 51.0 | 46.0 | 46.0 | 44.0 | 36.6 | 30.8 |
| 75.0 | — | — | — | 51.0 | 54.0 | 52.0 | 47.0 | 49.0 | 41.4 | 40.8 | 41.0 | 36.6 | 30.8 |
| 80.0 | — | — | — | 48.0 | 48.0 | 47.0 | 42.8 | 44.0 | 38.6 | 36.6 | 37.0 | 36.6 | 30.8 |
| 85.0 | — | — | — | 44.0 | 43.6 | 41.8 | 40.8 | 40.4 | 36.8 | 33.0 | 33.4 | 33.8 | 30.8 |
| 90.0 | — | — | — | 40.0 | 39.4 | 37.6 | 39.0 | 36.8 | 35.2 | 31.0 | 32.0 | 32.2 | 30.8 |
| 95.0 | — | — | — | — | 35.6 | 34.4 | 36.6 | 33.8 | 33.8 | 29.6 | 30.6 | 30.8 | 28.8 |
| 100.0 | — | — | — | — | 32.4 | 33.2 | 33.2 | 30.6 | 31.6 | 28.2 | 29.2 | 28.8 | 26.2 |
| 105.0 | — | — | — | — | — | 31.8 | 30.2 | 27.6 | 29.2 | 27.0 | 28.0 | 26.6 | 24.0 |
| 110.0 | — | — | — | — | — | 29.4 | 27.6 | 25.0 | 26.6 | 25.8 | 26.0 | 24.4 | 22.0 |
| 115.0 | — | — | — | — | — | 27.0 | 25.2 | 22.6 | 24.2 | 24.6 | 24.0 | 22.4 | 20.0 |
| 120.0 | — | — | — | — | — | 24.8 | 23.0 | 20.4 | 22.0 | 23.0 | 22.4 | 20.6 | 18.2 |
| 125.0 | — | — | — | — | — | — | 21.2 | 18.4 | 20.4 | 22.0 | 21.0 | 19.0 | 16.6 |
| 130.0 | — | — | — | — | — | — | 19.4 | 17.6 | 19.6 | 20.4 | 19.2 | 17.4 | 15.2 |
| 135.0 | — | — | — | — | — | — | — | 17.6 | 17.0 | 18.8 | 18.8 | 16.0 | 13.8 |
| 140.0 | — | — | — | — | — | — | — | — | 16.2 | 17.8 | 17.2 | 16.0 | 12.4 |
| 145.0 | — | — | — | — | — | — | — | — | 15.6 | 16.4 | 15.8 | 14.6 | 11.2 |
| 150.0 | — | — | — | — | — | — | — | — | 15.0 | 15.4 | 14.4 | 13.2 | 9.8 |
| 155.0 | — | — | — | — | — | — | — | — | 14.4 | 14.2 | 13.2 | 12.0 | 8.6 |
| 160.0 | — | — | — | — | — | — | — | — | — | 13.2 | 12.0 | 10.8 | 9.4 |
| 165.0 | — | — | — | — | — | — | — | — | — | 12.0 | 11.0 | 9.8 | 8.2 |
| 170.0 | — | — | — | — | — | — | — | — | — | 11.0 | 10.0 | 8.8 | 7.2 |
| 175.0 | — | — | — | — | — | — | — | — | — | — | — | 7.8 | 6.4 |
| 180.0 | — | — | — | — | — | — | — | — | — | 10.2 | 9.2 | 7.8 | 6.4 |
| 185.0 | — | — | — | — | — | — | — | — | — | — | 8.2 | 7.0 | 5.4 |
| 190.0 | — | — | — | — | — | — | — | — | — | — | 7.4 | 6.0 | 4.6 |
| 195.0 | — | — | — | — | — | — | — | — | — | — | 6.6 | 5.4 | 3.8 |
| 200.0 | — | — | — | — | — | — | — | — | — | — | — | 4.6 | 3.2 |
| 205.0 | — | — | — | — | — | — | — | — | — | — | — | 3.8 | — |
| 210.0 | — | — | — | — | — | — | — | — | — | — | — | 3.2 | — |

|  | | | | | | | | | | | | | |
|--|-------|-------|-------|-------|-------|-------|-------|-------|-------|-------|-------|-------|-------|
|   Pounds x 1000 | | | | | | | | | | | | | |
| Feet | 51.1 | 68.7 | 86.1 | 103.4 | 120.8 | 138.1 | 155.9 | 173.5 | 191.6 | 209.5 | 227.4 | 245.3 | 262.5 |
| 10.0 | 418.0 | 352.0 | — | — | — | — | — | — | — | — | — | — | — |
| 15.0 | 340.0 | 324.0 | 306.0 | — | — | — | — | — | — | — | — | — | — |
| 20.0 | 268.0 | 266.0 | 258.0 | 240.0 | 181.0 | — | — | — | — | — | — | — | — |
| 25.0 | 216.0 | 218.0 | 215.0 | 196.0 | 181.0 | 143.0 | — | — | — | — | — | — | — |
| 30.0 | 178.0 | 182.0 | 171.0 | 160.0 | 155.0 | 143.0 | 120.0 | 93.0 | — | — | — | — | — |
| 35.0 | 145.0 | 146.0 | 139.0 | 132.0 | 127.0 | 118.0 | 116.0 | 93.0 | 72.0 | — | — | — | — |
| 40.0 | — | 119.0 | 115.0 | 113.0 | 106.0 | 102.0 | 98.0 | 91.0 | 72.0 | 57.0 | 45.0 | — | — |
| 45.0 | — | 100.0 | 97.0 | 97.0 | 91.0 | 91.0 | 84.0 | 78.0 | 72.0 | 57.0 | 45.0 | 36.6 | — |
| 50.0 | — | 83.0 | 86.0 | 84.0 | 83.0 | 79.0 | 73.0 | 68.0 | 65.0 | 57.0 | 45.0 | 36.6 | 30.8 |
| 55.0 | — | — | 73.0 | 73.0 | 74.0 | 70.0 | 64.0 | 59.0 | 57.0 | 55.0 | 45.0 | 36.6 | 30.8 |
| 60.0 | — | — | 63.0 | 63.0 | 66.0 | 62.0 | 57.0 | 56.0 | 50.0 | 49.0 | 45.0 | 36.6 | 30.8 |
| 65.0 | — | — | 56.0 | 58.0 | 59.0 | 55.0 | 50.0 | 52.0 | 45.0 | 43.2 | 43.2 | 36.6 | 30.8 |
| 70.0 | — | — | 51.0 | 52.0 | 52.0 | 49.0 | 48.0 | 46.0 | 42.8 | 38.4 | 38.4 | 36.6 | 30.8 |
| 75.0 | — | — | — | 46.0 | 46.0 | 44.0 | 45.0 | 41.8 | 40.6 | 36.4 | 36.6 | 35.4 | 30.8 |
| 80.0 | — | — | — | 41.4 | 40.8 | 39.2 | 41.6 | 37.8 | 38.2 | 34.4 | 34.8 | 34.6 | 30.8 |
| 85.0 | — | — | — | 37.2 | 36.6 | 37.6 | 37.4 | 34.2 | 34.8 | 32.8 | 33.4 | 31.6 | 28.8 |
| 90.0 | — | — | — | 33.4 | 32.8 | 33.6 | 33.6 | 31.0 | 31.8 | 31.0 | 31.0 | 28.8 | 26.0 |
| 95.0 | — | — | — | — | 31.2 | 32.2 | 30.4 | 27.6 | 29.0 | 29.2 | 28.4 | 26.2 | 23.4 |
| 100.0 | — | — | — | — | 30.0 | 29.2 | 27.4 | 24.8 | 26.4 | 27.8 | 26.0 | 23.8 | 21.2 |
| 105.0 | — | — | — | — | — | 26.6 | 24.8 | 23.0 | 25.0 | 25.8 | 23.8 | 21.6 | 19.0 |
| 110.0 | — | — | — | — | — | 24.2 | 22.4 | 21.4 | 24.0 | 23.6 | 21.8 | 19.6 | 17.2 |
| 115.0 | — | — | — | — | — | 22.0 | 20.2 | 20.2 | 22.0 | 21.4 | 20.0 | 17.8 | 15.4 |
| 120.0 | — | — | — | — | — | 20.0 | 18.2 | 19.4 | 20.6 | 19.4 | 18.2 | 16.2 | 13.8 |
| 125.0 | — | — | — | — | — | — | 16.6 | 18.4 | 18.8 | 17.6 | 16.4 | 14.8 | 12.4 |
| 130.0 | — | — | — | — | — | — | 15.6 | 17.6 | 17.0 | 16.0 | 14.8 | 13.2 | 11.0 |
| 135.0 | — | — | — | — | — | — | 15.0 | 16.6 | 15.6 | 14.6 | 13.4 | 11.8 | 9.8 |
| 140.0 | — | — | — | — | — | — | — | 15.2 | 14.2 | 13.2 | 12.0 | 10.4 | 8.6 |
| 145.0 | — | — | — | — | — | — | — | 14.0 | 13.0 | 11.8 | 10.6 | 9.2 | 7.2 |
| 150.0 | — | — | — | — | — | — | — | 12.8 | 11.8 | 10.6 | 9.4 | 8.0 | 6.0 |
| 155.0 | — | — | — | — | — | — | — | 11.8 | 10.6 | 9.6 | 8.4 | 6.8 | 5.0 |
| 160.0 | — | — | — | — | — | — | — | — | 9.6 | 8.6 | 7.4 | 5.8 | 4.0 |
| 165.0 | — | — | — | — | — | — | — | — | 8.6 | 7.6 | 6.4 | 4.8 | 3.0 |
| 170.0 | — | — | — | — | — | — | — | — | 7.8 | 6.8 | 5.4 | 4.0 | — |
| 175.0 | — | — | — | — | — | — | — | — | 7.0 | 6.0 | 4.6 | 3.2 | — |
| 180.0 | — | — | — | — | — | — | — | — | — | 5.2 | 3.8 | — | — |
| 185.0 | — | — | — | — | — | — | — | — | — | 4.4 | 3.0 | — | — |
| 190.0 | — | — | — | — | — | — | — | — | — | 3.8 | — | — | — |

Loads greater than 370,000 lb can only be lifted with additional equipment. • Boom length noted represents range of similar lengths.

THIS CHART IS ONLY A GUIDE AND SHOULD NOT BE USED TO OPERATE THE CRANE.
The individual crane's load chart, operating instructions and other instructional plates must be read and understood prior to operating the crane

Load charts

Main boom

| Feet | 51.1 | 68.7 | 86.1 | 103.4 | 120.8 | 138.1 | 155.9 | 173.5 | 191.6 | 209.5 | 227.4 | 245.3 | 262.5 |
|-------|-------|-------|-------|-------|-------|-------|-------|-------|-------|-------|-------|-------|-------|
| 10.0 | 418.0 | 352.0 | - | - | - | - | - | - | - | - | - | - | - |
| 15.0 | 336.0 | 324.0 | 306.0 | - | - | - | - | - | - | - | - | - | - |
| 20.0 | 256.0 | 258.0 | 256.0 | 232.0 | 181.0 | - | - | - | - | - | - | - | - |
| 25.0 | 209.0 | 206.0 | 190.0 | 180.0 | 167.0 | 143.0 | - | - | - | - | - | - | - |
| 30.0 | 165.0 | 160.0 | 150.0 | 146.0 | 136.0 | 125.0 | 120.0 | 93.0 | - | - | - | - | - |
| 35.0 | 123.0 | 130.0 | 121.0 | 119.0 | 111.0 | 109.0 | 101.0 | 93.0 | 72.0 | - | - | - | - |
| 40.0 | - | 104.0 | 103.0 | 99.0 | 96.0 | 92.0 | 85.0 | 78.0 | 72.0 | 57.0 | 45.0 | - | - |
| 45.0 | - | 84.0 | 88.0 | 84.0 | 84.0 | 79.0 | 73.0 | 67.0 | 64.0 | 57.0 | 45.0 | 36.6 | - |
| 50.0 | - | 70.0 | 73.0 | 73.0 | 73.0 | 68.0 | 63.0 | 63.0 | 55.0 | 53.0 | 45.0 | 36.6 | 30.8 |
| 55.0 | - | - | 64.0 | 66.0 | 64.0 | 60.0 | 56.0 | 56.0 | 51.0 | 46.0 | 45.0 | 36.6 | 30.8 |
| 60.0 | - | - | 56.0 | 57.0 | 57.0 | 53.0 | 53.0 | 49.0 | 48.0 | 42.8 | 41.0 | 36.6 | 30.8 |
| 65.0 | - | - | 48.0 | 50.0 | 49.0 | 47.0 | 48.0 | 43.4 | 43.8 | 40.4 | 40.0 | 36.2 | 30.8 |
| 70.0 | - | - | 42.2 | 43.6 | 43.0 | 44.0 | 42.8 | 38.6 | 39.0 | 38.4 | 37.8 | 35.0 | 30.8 |
| 75.0 | - | - | - | 38.4 | 37.8 | 40.6 | 38.4 | 34.4 | 35.0 | 35.6 | 34.0 | 31.4 | 28.4 |
| 80.0 | - | - | - | 33.8 | 35.6 | 36.2 | 34.4 | 30.6 | 32.6 | 32.8 | 30.6 | 28.2 | 25.2 |
| 85.0 | - | - | - | 30.0 | 33.2 | 32.2 | 30.4 | 28.6 | 30.8 | 29.8 | 27.6 | 25.2 | 22.4 |
| 90.0 | - | - | - | 28.8 | 29.8 | 29.0 | 27.0 | 27.0 | 28.8 | 27.0 | 25.0 | 22.6 | 20.0 |
| 95.0 | - | - | - | - | 26.8 | 26.2 | 24.2 | 25.6 | 26.2 | 24.4 | 22.6 | 20.4 | 17.8 |
| 100.0 | - | - | - | - | 24.2 | 25.0 | 21.6 | 24.2 | 23.8 | 22.2 | 20.4 | 18.2 | 15.8 |
| 105.0 | - | - | - | - | - | 23.0 | 20.2 | 22.6 | 21.4 | 20.2 | 18.4 | 16.4 | 13.8 |
| 110.0 | - | - | - | - | - | 21.0 | 19.2 | 20.4 | 19.4 | 18.4 | 16.6 | 14.6 | 12.2 |
| 115.0 | - | - | - | - | - | 19.0 | 18.2 | 18.6 | 17.4 | 16.4 | 15.0 | 13.0 | 10.6 |
| 120.0 | - | - | - | - | - | 17.4 | 17.2 | 16.8 | 15.8 | 14.6 | 13.4 | 11.6 | 9.2 |
| 125.0 | - | - | - | - | - | - | 15.6 | 15.2 | 14.2 | 13.0 | 11.8 | 10.2 | 8.0 |
| 130.0 | - | - | - | - | - | - | 14.0 | 13.8 | 12.6 | 11.6 | 10.4 | 9.0 | 6.8 |
| 135.0 | - | - | - | - | - | - | 12.8 | 12.4 | 11.4 | 10.4 | 9.0 | 7.6 | 5.6 |
| 140.0 | - | - | - | - | - | - | - | 11.2 | 10.2 | 9.2 | 7.8 | 6.4 | 4.6 |
| 145.0 | - | - | - | - | - | - | - | 10.0 | 9.0 | 8.0 | 6.8 | 5.2 | 3.4 |
| 150.0 | - | - | - | - | - | - | - | 9.0 | 8.0 | 7.0 | 5.6 | 4.2 | - |
| 155.0 | - | - | - | - | - | - | - | 8.0 | 7.0 | 6.0 | 4.8 | 3.2 | - |
| 160.0 | - | - | - | - | - | - | - | - | 6.2 | 5.0 | 3.8 | - | - |
| 165.0 | - | - | - | - | - | - | - | - | 5.2 | 4.2 | 3.0 | - | - |
| 170.0 | - | - | - | - | - | - | - | - | 4.6 | 3.4 | - | - | - |
| 175.0 | - | - | - | - | - | - | - | - | 3.8 | 2.8 | - | - | - |

| Feet | 51.1 | 68.7 | 86.1 | 103.4 | 120.8 | 138.1 | 155.9 | 173.5 | 191.6 | 209.5 | 227.4 | 245.3 | 262.5 |
|-------|-------|-------|-------|-------|-------|-------|-------|-------|-------|-------|-------|-------|-------|
| 10.0 | 418.0 | 352.0 | - | - | - | - | - | - | - | - | - | - | - |
| 15.0 | 330.0 | 324.0 | 306.0 | - | - | - | - | - | - | - | - | - | - |
| 20.0 | 252.0 | 252.0 | 226.0 | 201.0 | 181.0 | - | - | - | - | - | - | - | - |
| 25.0 | 194.0 | 182.0 | 169.0 | 162.0 | 149.0 | 135.0 | - | - | - | - | - | - | - |
| 30.0 | 137.0 | 140.0 | 130.0 | 126.0 | 116.0 | 114.0 | 105.0 | 93.0 | - | - | - | - | - |
| 35.0 | 101.0 | 110.0 | 108.0 | 102.0 | 101.0 | 94.0 | 86.0 | 79.0 | 72.0 | - | - | - | - |
| 40.0 | - | 86.0 | 89.0 | 88.0 | 84.0 | 78.0 | 72.0 | 71.0 | 62.0 | 57.0 | 45.0 | - | - |
| 45.0 | - | 69.0 | 73.0 | 76.0 | 72.0 | 67.0 | 64.0 | 61.0 | 57.0 | 50.0 | 45.0 | 36.6 | - |
| 50.0 | - | 58.0 | 63.0 | 64.0 | 61.0 | 57.0 | 58.0 | 52.0 | 52.0 | 49.0 | 43.0 | 36.6 | 30.8 |
| 55.0 | - | - | 53.0 | 54.0 | 53.0 | 52.0 | 50.0 | 45.0 | 45.0 | 44.0 | 40.0 | 36.2 | 30.8 |
| 60.0 | - | - | 45.0 | 46.0 | 46.0 | 48.0 | 44.0 | 39.4 | 41.4 | 41.0 | 38.2 | 35.2 | 30.8 |
| 65.0 | - | - | 38.6 | 40.0 | 41.8 | 42.2 | 38.6 | 36.6 | 38.2 | 36.2 | 33.8 | 31.0 | 27.8 |
| 70.0 | - | - | 33.2 | 35.0 | 38.0 | 37.0 | 34.2 | 34.4 | 34.4 | 32.2 | 30.0 | 27.4 | 24.4 |
| 75.0 | - | - | - | 32.8 | 33.4 | 32.8 | 30.4 | 32.2 | 30.8 | 28.8 | 26.6 | 24.0 | 21.2 |
| 80.0 | - | - | - | 28.8 | 29.4 | 30.8 | 27.8 | 29.6 | 27.6 | 25.8 | 23.6 | 21.2 | 18.6 |
| 85.0 | - | - | - | 25.6 | 26.0 | 27.4 | 26.2 | 26.8 | 24.8 | 23.0 | 21.0 | 18.8 | 16.2 |
| 90.0 | - | - | - | 22.6 | 23.6 | 24.4 | 24.4 | 24.0 | 22.4 | 20.6 | 18.8 | 16.6 | 14.0 |
| 95.0 | - | - | - | - | 21.0 | 21.8 | 21.8 | 21.4 | 20.2 | 18.4 | 16.6 | 14.4 | 12.0 |
| 100.0 | - | - | - | - | 18.8 | 19.6 | 19.4 | 19.0 | 18.0 | 16.6 | 14.8 | 12.6 | 10.2 |
| 105.0 | - | - | - | - | - | 17.6 | 17.4 | 17.0 | 16.0 | 14.8 | 13.0 | 11.0 | 8.6 |
| 110.0 | - | - | - | - | - | 15.6 | 15.6 | 15.2 | 14.2 | 13.0 | 11.6 | 9.6 | 7.2 |
| 115.0 | - | - | - | - | - | 14.0 | 13.8 | 13.6 | 12.4 | 11.4 | 10.0 | 8.2 | 5.8 |
| 120.0 | - | - | - | - | - | 12.6 | 12.4 | 12.0 | 11.0 | 10.0 | 8.6 | 6.8 | 4.6 |
| 125.0 | - | - | - | - | - | - | 11.0 | 10.6 | 9.6 | 8.6 | 7.4 | 5.6 | 3.4 |
| 130.0 | - | - | - | - | - | - | 9.8 | 9.4 | 8.4 | 7.2 | 6.0 | 4.6 | - |
| 135.0 | - | - | - | - | - | - | 8.6 | 8.2 | 7.2 | 6.2 | 4.8 | 3.4 | - |
| 140.0 | - | - | - | - | - | - | - | 7.2 | 6.2 | 5.0 | 3.8 | - | - |
| 145.0 | - | - | - | - | - | - | - | 6.2 | 5.2 | 4.2 | 2.8 | - | - |
| 150.0 | - | - | - | - | - | - | - | 5.2 | 4.2 | 3.2 | - | - | - |
| 155.0 | - | - | - | - | - | - | - | 4.4 | 3.4 | - | - | - | - |

Loads greater than 370,000 lb can only be lifted with additional equipment.

• Boom length noted represents range of similar lengths.

THIS CHART IS ONLY A GUIDE AND SHOULD NOT BE USED TO OPERATE THE CRANE.

The individual crane's load chart, operating instructions and other instructional plates must be read and understood prior to operating the crane

Load charts

Main boom

15.6 m - 80 m (51.1 ft - 262.5 ft)

 16 500 kg (36,300 lb)

 27 ft 9 in spread (100%)

 360°

Pounds x 1000

| Feet | 51.1 | 68.7 | 86.1 | 103.4 | 120.8 | 138.1 | 155.9 | 173.5 | 191.6 | 209.5 | 227.4 | 245.3 | 262.5 |
|-------|-------|-------|-------|-------|-------|-------|-------|-------|-------|-------|-------|-------|-------|
| 10.0 | 418.0 | 352.0 | - | - | - | - | - | - | - | - | - | - | - |
| 15.0 | 320.0 | 320.0 | 298.0 | - | - | - | - | - | - | - | - | - | - |
| 20.0 | 238.0 | 213.0 | 190.0 | 178.0 | 167.0 | - | - | - | - | - | - | - | - |
| 25.0 | 163.0 | 156.0 | 148.0 | 137.0 | 125.0 | 122.0 | - | - | - | - | - | - | - |
| 30.0 | 109.0 | 117.0 | 112.0 | 105.0 | 104.0 | 96.0 | 87.0 | 79.0 | - | - | - | - | - |
| 35.0 | 80.0 | 88.0 | 90.0 | 90.0 | 84.0 | 77.0 | 74.0 | 70.0 | 61.0 | - | - | - | - |
| 40.0 | - | 68.0 | 75.0 | 73.0 | 69.0 | 64.0 | 64.0 | 57.0 | 57.0 | 51.0 | 45.0 | - | - |
| 45.0 | - | 55.0 | 60.0 | 61.0 | 57.0 | 58.0 | 54.0 | 50.0 | 51.0 | 47.0 | 43.6 | 36.6 | - |
| 50.0 | - | 45.0 | 49.0 | 51.0 | 52.0 | 50.0 | 46.0 | 46.0 | 45.0 | 41.8 | 38.8 | 35.6 | 30.8 |
| 55.0 | - | - | 41.0 | 42.6 | 46.0 | 43.0 | 39.6 | 41.4 | 38.8 | 36.2 | 33.6 | 30.4 | 27.2 |
| 60.0 | - | - | 34.4 | 38.6 | 39.2 | 39.6 | 36.6 | 36.4 | 34.0 | 31.6 | 29.0 | 26.2 | 23.0 |
| 65.0 | - | - | 29.6 | 33.0 | 33.6 | 35.0 | 33.6 | 32.0 | 29.8 | 27.6 | 25.2 | 22.4 | 19.4 |
| 70.0 | - | - | 25.0 | 28.4 | 29.6 | 30.4 | 29.8 | 28.2 | 26.2 | 24.0 | 21.8 | 19.2 | 16.2 |
| 75.0 | - | - | - | 24.6 | 25.8 | 26.6 | 26.4 | 25.0 | 23.0 | 21.0 | 18.8 | 16.4 | 13.6 |
| 80.0 | - | - | - | 21.4 | 22.4 | 23.2 | 23.2 | 22.0 | 20.2 | 18.2 | 16.2 | 13.8 | 11.2 |
| 85.0 | - | - | - | 18.4 | 19.6 | 20.2 | 20.2 | 19.6 | 17.8 | 16.0 | 14.0 | 11.6 | 9.0 |
| 90.0 | - | - | - | 16.0 | 17.0 | 17.8 | 17.8 | 17.4 | 15.6 | 13.8 | 12.0 | 9.8 | 7.2 |
| 95.0 | - | - | - | - | 14.8 | 15.6 | 15.6 | 15.2 | 13.6 | 12.0 | 10.2 | 8.0 | 5.6 |
| 100.0 | - | - | - | - | 13.0 | 13.8 | 13.6 | 13.2 | 12.0 | 10.4 | 8.6 | 6.4 | 4.0 |
| 105.0 | - | - | - | - | - | 12.0 | 11.8 | 11.4 | 10.4 | 8.8 | 7.0 | 5.0 | 2.6 |
| 110.0 | - | - | - | - | - | 10.4 | 10.2 | 10.0 | 8.8 | 7.4 | 5.8 | 3.8 | - |
| 115.0 | - | - | - | - | - | 9.0 | 8.8 | 8.4 | 7.4 | 6.2 | 4.6 | - | - |
| 120.0 | - | - | - | - | - | 7.8 | 7.6 | 7.2 | 6.2 | 5.0 | 3.4 | - | - |
| 125.0 | - | - | - | - | - | - | 6.4 | 6.0 | 5.0 | 4.0 | - | - | - |
| 130.0 | - | - | - | - | - | - | 5.4 | 5.0 | 4.0 | 3.0 | - | - | - |
| 135.0 | - | - | - | - | - | - | 4.4 | 4.0 | 3.0 | - | - | - | - |
| 140.0 | - | - | - | - | - | - | - | 3.2 | - | - | - | - | - |

15.6 m - 80 m (51.1 ft - 262.5 ft)

 7000 kg (15,400 lb)

 27 ft 9 in spread (100%)

 360°

Pounds x 1000

| Feet | 51.1 | 68.7 | 86.1 | 103.4 | 120.8 | 138.1 | 155.9 | 173.5 | 191.6 | 209.5 | 227.4 | 245.3 | 262.5 |
|-------|-------|-------|-------|-------|-------|-------|-------|-------|-------|-------|-------|-------|-------|
| 10.0 | 414.0 | 352.0 | - | - | - | - | - | - | - | - | - | - | - |
| 15.0 | 304.0 | 294.0 | 254.0 | - | - | - | - | - | - | - | - | - | - |
| 20.0 | 195.0 | 179.0 | 166.0 | 153.0 | 138.0 | - | - | - | - | - | - | - | - |
| 25.0 | 125.0 | 128.0 | 121.0 | 115.0 | 108.0 | 98.0 | - | - | - | - | - | - | - |
| 30.0 | 82.0 | 91.0 | 94.0 | 89.0 | 82.0 | 77.0 | 74.0 | 66.0 | - | - | - | - | - |
| 35.0 | 58.0 | 69.0 | 73.0 | 70.0 | 66.0 | 65.0 | 59.0 | 58.0 | 56.0 | - | - | - | - |
| 40.0 | - | 52.0 | 57.0 | 56.0 | 57.0 | 55.0 | 52.0 | 50.0 | 46.0 | 42.8 | 39.0 | - | - |
| 45.0 | - | 40.2 | 45.0 | 49.0 | 47.0 | 47.0 | 44.0 | 41.8 | 38.6 | 35.4 | 32.2 | 28.6 | - |
| 50.0 | - | 31.4 | 36.8 | 40.6 | 40.0 | 39.0 | 37.2 | 35.0 | 32.4 | 29.6 | 26.6 | 23.4 | 20.0 |
| 55.0 | - | - | 29.8 | 33.6 | 33.8 | 33.2 | 31.6 | 29.8 | 27.2 | 24.8 | 22.2 | 19.2 | 16.0 |
| 60.0 | - | - | 24.4 | 28.0 | 28.6 | 28.2 | 27.0 | 25.4 | 23.0 | 20.8 | 18.4 | 15.8 | 12.8 |
| 65.0 | - | - | 19.8 | 23.4 | 24.4 | 24.2 | 23.0 | 21.6 | 19.6 | 17.6 | 15.4 | 12.8 | 9.8 |
| 70.0 | - | - | 16.2 | 19.6 | 20.8 | 20.8 | 19.8 | 18.6 | 16.6 | 14.6 | 12.6 | 10.2 | 7.4 |
| 75.0 | - | - | - | 16.4 | 17.6 | 18.0 | 17.0 | 16.0 | 14.0 | 12.2 | 10.2 | 8.0 | 5.4 |
| 80.0 | - | - | - | 13.8 | 14.8 | 15.6 | 14.6 | 13.6 | 11.8 | 10.2 | 8.2 | 6.0 | 3.4 |
| 85.0 | - | - | - | 11.4 | 12.6 | 13.4 | 12.6 | 11.6 | 10.0 | 8.2 | 6.4 | 4.2 | - |
| 90.0 | - | - | - | 9.4 | 10.4 | 11.2 | 10.8 | 9.8 | 8.2 | 6.6 | 4.8 | 2.8 | - |
| 95.0 | - | - | - | - | 8.6 | 9.4 | 9.2 | 8.2 | 6.6 | 5.2 | 3.4 | - | - |
| 100.0 | - | - | - | - | 7.0 | 7.8 | 7.6 | 6.8 | 5.2 | 3.8 | - | - | - |
| 105.0 | - | - | - | - | - | 6.4 | 6.2 | 5.6 | 4.0 | - | - | - | - |
| 110.0 | - | - | - | - | - | 5.2 | 5.0 | 4.4 | 3.0 | - | - | - | - |
| 115.0 | - | - | - | - | - | 4.0 | 3.8 | 3.4 | - | - | - | - | - |
| 120.0 | - | - | - | - | - | 3.0 | 2.8 | - | - | - | - | - | - |

15.6 m - 80 m (51.1 ft - 262.5 ft)

 0 kg (0 lb)

 27 ft 9 in spread (100%)

 360°

Pounds x 1000

| Feet | 51.1 | 68.7 | 86.1 | 103.4 | 120.8 | 138.1 | 155.9 | 173.3 | 191.6 | 209.5 | 226.7 |
|-------|-------|-------|-------|-------|-------|-------|-------|-------|-------|-------|-------|
| 10.0 | 410.0 | 352.0 | - | - | - | - | - | - | - | - | - |
| 15.0 | 294.0 | 258.0 | 217.0 | - | - | - | - | - | - | - | - |
| 20.0 | 165.0 | 156.0 | 144.0 | 130.0 | 125.0 | - | - | - | - | - | - |
| 25.0 | 99.0 | 105.0 | 104.0 | 97.0 | 89.0 | 84.0 | - | - | - | - | - |
| 30.0 | 63.0 | 74.0 | 76.0 | 72.0 | 71.0 | 67.0 | 63.0 | 60.0 | - | - | - |
| 35.0 | 42.6 | 53.0 | 57.0 | 59.0 | 56.0 | 54.0 | 51.0 | 47.0 | 43.0 | - | - |
| 40.0 | - | 39.2 | 44.0 | 46.0 | 45.0 | 43.0 | 40.6 | 37.8 | 34.4 | 31.2 | 27.8 |
| 45.0 | - | 29.4 | 34.8 | 36.6 | 36.0 | 35.0 | 33.0 | 30.8 | 28.0 | 25.2 | 22.2 |
| 50.0 | - | 22.0 | 27.4 | 29.8 | 29.4 | 28.8 | 27.2 | 25.4 | 22.8 | 20.4 | 17.8 |
| 55.0 | - | - | 21.6 | 24.2 | 24.2 | 23.8 | 22.6 | 21.0 | 18.6 | 16.4 | 14.0 |
| 60.0 | - | - | 16.8 | 20.0 | 20.0 | 19.8 | 18.8 | 17.4 | 15.2 | 13.2 | 11.0 |
| 65.0 | - | - | 13.0 | 16.4 | 16.6 | 16.6 | 15.6 | 14.4 | 12.4 | 10.4 | 8.4 |
| 70.0 | - | - | 10.0 | 13.4 | 13.6 | 13.8 | 12.8 | 11.8 | 10.0 | 8.2 | 6.2 |
| 75.0 | - | - | - | 10.8 | 11.2 | 11.4 | 10.6 | 9.6 | 7.8 | 6.2 | 4.2 |
| 80.0 | - | - | - | 8.4 | 9.2 | 9.4 | 8.6 | 7.6 | 6.0 | 4.4 | - |
| 85.0 | - | - | - | 6.4 | 7.4 | 7.6 | 6.8 | 6.0 | 4.4 | 2.8 | - |
| 90.0 | - | - | - | 4.8 | 5.8 | 6.0 | 5.4 | 4.6 | 3.0 | - | - |
| 95.0 | - | - | - | - | 4.4 | 4.6 | 4.0 | 3.2 | - | - | - |
| 100.0 | - | - | - | - | 3.0 | 3.4 | 2.8 | - | - | - | - |

Loads greater than 370,000 lb can only be lifted with additional equipment. • Boom length noted represents range of similar lengths.

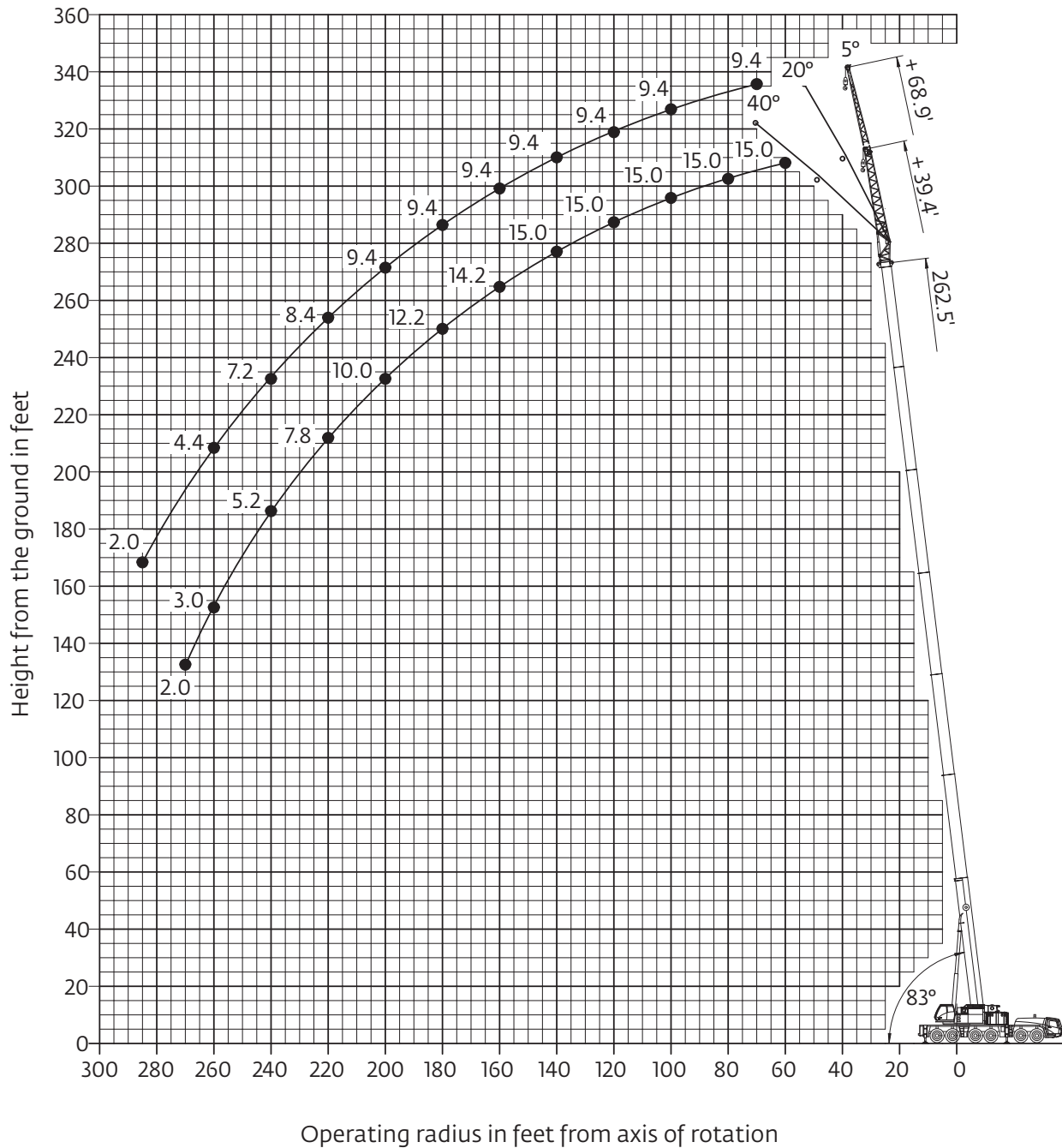
THIS CHART IS ONLY A GUIDE AND SHOULD NOT BE USED TO OPERATE THE CRANE.

The individual crane's load chart, operating instructions and other instructional plates must be read and understood prior to operating the crane

Working range

Hydraulic offsettable swingaway

263 ft main boom with 39 ft - 69 ft swingaway



Hook heights shown in the working diagram do not consider loaded boom deflection.

*THIS CHART IS ONLY A GUIDE AND SHOULD NOT BE USED TO OPERATE THE CRANE.
The individual crane's load chart, operating instructions and other instructional plates must be read and understood prior to operating the crane.*

Load charts

Hydraulic offsettable swingaway

Intermediate angle and loads for luffing



74.8 m - 80 m
(245 ft - 263 ft)



12 m - 21 m
(39 ft - 69 ft)



92 500 kg
(203,900 lb)



27 ft 9 in spread
(100%)



360°



Pounds x 1000

| Feet | 245.3' + 39.4' | | | 262.5' + 39.4' | | | 245.3' + 68.9' | | | 262.5' + 68.9' | | |
|-------|----------------|---------|----------|----------------|---------|----------|----------------|---------|----------|----------------|---------|----------|
| | 5° | 5°- 20° | 20°- 40° | 5° | 5°- 20° | 20°- 40° | 5° | 5°- 20° | 20°- 40° | 5° | 5°- 20° | 20°- 40° |
| 55.0 | 18.6 | — | — | — | — | — | — | — | — | — | — | — |
| 60.0 | 18.6 | 18.0 | — | 15.0 | 14.8 | — | — | — | — | — | — | — |
| 65.0 | 18.6 | 18.0 | — | 15.0 | 14.8 | — | — | — | — | — | — | — |
| 70.0 | 18.6 | 18.0 | — | 15.0 | 14.8 | — | 11.0 | — | — | 9.4 | — | — |
| 75.0 | 18.6 | 18.0 | 18.0 | 15.0 | 14.8 | — | 11.0 | — | — | 9.4 | — | — |
| 80.0 | 18.6 | 18.0 | 17.8 | 15.0 | 14.8 | 14.8 | 11.0 | 11.0 | — | 9.4 | 9.4 | — |
| 85.0 | 18.6 | 18.0 | 17.6 | 15.0 | 14.8 | 14.8 | 11.0 | 11.0 | — | 9.4 | 9.4 | — |
| 90.0 | 18.6 | 18.0 | 17.6 | 15.0 | 14.8 | 14.8 | 11.0 | 11.0 | — | 9.4 | 9.4 | — |
| 95.0 | 18.6 | 18.0 | 17.4 | 15.0 | 14.8 | 14.8 | 11.0 | 11.0 | — | 9.4 | 9.4 | — |
| 100.0 | 18.6 | 18.0 | 17.2 | 15.0 | 14.8 | 14.8 | 11.0 | 11.0 | 9.6 | 9.4 | 9.4 | — |
| 105.0 | 18.6 | 18.0 | 17.2 | 15.0 | 14.8 | 14.8 | 11.0 | 11.0 | 9.4 | 9.4 | 9.4 | 9.4 |
| 110.0 | 18.6 | 18.0 | 17.0 | 15.0 | 14.8 | 14.8 | 11.0 | 11.0 | 9.4 | 9.4 | 9.4 | 9.2 |
| 115.0 | 18.6 | 18.0 | 17.0 | 15.0 | 14.8 | 14.8 | 11.0 | 10.8 | 9.2 | 9.4 | 9.4 | 9.2 |
| 120.0 | 18.6 | 18.0 | 16.8 | 15.0 | 14.8 | 14.8 | 11.0 | 10.6 | 9.2 | 9.4 | 9.4 | 9.2 |
| 125.0 | 18.6 | 18.0 | 16.8 | 15.0 | 14.8 | 14.8 | 11.0 | 10.6 | 9.2 | 9.4 | 9.4 | 9.0 |
| 130.0 | 18.6 | 18.0 | 16.6 | 15.0 | 14.8 | 14.8 | 11.0 | 10.4 | 9.0 | 9.4 | 9.4 | 9.0 |
| 135.0 | 18.4 | 18.0 | 16.6 | 15.0 | 14.8 | 14.8 | 11.0 | 10.2 | 9.0 | 9.4 | 9.4 | 9.0 |
| 140.0 | 17.8 | 17.6 | 16.4 | 15.0 | 14.8 | 14.8 | 11.0 | 10.2 | 9.0 | 9.4 | 9.4 | 8.8 |
| 145.0 | 17.0 | 17.0 | 16.4 | 15.0 | 14.8 | 14.8 | 11.0 | 10.0 | 8.8 | 9.4 | 9.4 | 8.8 |
| 150.0 | 16.2 | 16.2 | 16.2 | 15.0 | 14.8 | 14.6 | 11.0 | 9.8 | 8.8 | 9.4 | 9.4 | 8.8 |
| 155.0 | 15.4 | 15.4 | 15.6 | 14.6 | 14.6 | 14.4 | 11.0 | 9.8 | 8.8 | 9.4 | 9.4 | 8.8 |
| 160.0 | 14.6 | 14.6 | 15.0 | 14.2 | 14.2 | 14.2 | 11.0 | 9.6 | 8.8 | 9.4 | 9.4 | 8.6 |
| 165.0 | 14.0 | 14.0 | 14.4 | 13.8 | 13.6 | 13.6 | 10.8 | 9.6 | 8.6 | 9.4 | 9.4 | 8.6 |
| 170.0 | 13.4 | 13.4 | 13.6 | 13.2 | 13.2 | 13.2 | 10.6 | 9.4 | 8.6 | 9.4 | 9.4 | 8.6 |
| 175.0 | 12.6 | 12.6 | 13.0 | 12.4 | 12.4 | 12.8 | 10.4 | 9.4 | 8.6 | 9.4 | 9.2 | 8.6 |
| 180.0 | 11.8 | 11.8 | 12.4 | 12.0 | 12.0 | 12.2 | 10.4 | 9.2 | 8.6 | 9.4 | 9.2 | 8.6 |
| 185.0 | 11.0 | 11.0 | 11.6 | 11.4 | 11.4 | 11.8 | 10.2 | 9.2 | 8.6 | 9.4 | 9.2 | 8.4 |
| 190.0 | 10.4 | 10.4 | 11.0 | 10.8 | 10.8 | 11.2 | 10.0 | 9.0 | 8.6 | 9.4 | 9.0 | 8.4 |
| 195.0 | 9.6 | 9.6 | 10.2 | 10.2 | 10.2 | 10.6 | 10.0 | 9.0 | 8.4 | 9.4 | 9.0 | 8.4 |
| 200.0 | 9.0 | 9.0 | 9.6 | 9.6 | 9.6 | 10.0 | 9.6 | 9.0 | 8.4 | 9.4 | 8.8 | 8.4 |
| 205.0 | 8.6 | 8.6 | 8.8 | 9.0 | 9.0 | 9.6 | 9.4 | 8.8 | 8.4 | 9.2 | 8.8 | 8.4 |
| 210.0 | 8.2 | 8.2 | 8.4 | 8.4 | 8.4 | 9.0 | 9.0 | 8.8 | 8.4 | 8.8 | 8.6 | 8.4 |
| 215.0 | 7.8 | 7.8 | 8.0 | 8.0 | 8.0 | 8.4 | 8.4 | 8.4 | 8.4 | 8.6 | 8.6 | 8.4 |
| 220.0 | 7.4 | 7.4 | — | 7.4 | 7.4 | 7.8 | 7.8 | 7.8 | 8.4 | 8.2 | 8.2 | 8.4 |
| 225.0 | 7.0 | 7.0 | — | 6.8 | 6.8 | 7.2 | 7.4 | 7.4 | 8.2 | 7.8 | 7.8 | 8.0 |
| 230.0 | 6.6 | 6.6 | — | 6.4 | 6.4 | — | 6.8 | 6.8 | 7.6 | 7.4 | 7.4 | 7.8 |
| 235.0 | 6.2 | 6.2 | — | 5.8 | 5.8 | — | 6.4 | 6.4 | 7.0 | 6.8 | 6.8 | 7.6 |
| 240.0 | 5.8 | 5.8 | — | 5.2 | 5.2 | — | 6.0 | 6.0 | 6.6 | 6.4 | 6.4 | 7.2 |
| 245.0 | 5.6 | 5.6 | — | 4.6 | 4.6 | — | 5.8 | 5.8 | — | 6.0 | 6.0 | 6.6 |
| 250.0 | 5.2 | 5.2 | — | 4.0 | 4.0 | — | 5.4 | 5.4 | — | 5.6 | 5.6 | 6.2 |
| 255.0 | 4.8 | 4.8 | — | 3.4 | 3.4 | — | 5.2 | 5.2 | — | 5.0 | 5.0 | 5.6 |
| 260.0 | 4.4 | — | — | 3.0 | 3.0 | — | 4.8 | 4.8 | — | 4.4 | 4.4 | — |
| 265.0 | — | — | — | 2.4 | 2.4 | — | 4.6 | 4.6 | — | 4.0 | 4.0 | — |
| 270.0 | — | — | — | 2.0 | 2.0 | — | 4.2 | 4.2 | — | 3.4 | 3.4 | — |
| 275.0 | — | — | — | — | — | — | 4.0 | 4.0 | — | 3.0 | 3.0 | — |
| 280.0 | — | — | — | — | — | — | 3.8 | 3.8 | — | 2.4 | 2.4 | — |
| 285.0 | — | — | — | — | — | — | 3.4 | 3.4 | — | 2.0 | 2.0 | — |

THIS CHART IS ONLY A GUIDE AND SHOULD NOT BE USED TO OPERATE THE CRANE.
The individual crane's load chart, operating instructions and other instructional plates must be read and understood prior to operating the crane

Load charts

Hydraulic offsettable swingaway

Intermediate angle and loads for luffing



74,8 m - 80 m
(245 ft - 263 ft)



12 m - 21 m
(39 ft - 69 ft)



54 500 kg
(120,100 lb)



27 ft 9 in spread
(100%)



360°



Pounds x 1000

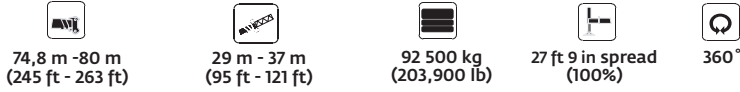
| Feet | 245.3' + 39.4' | | | 262.5' + 39.4' | | | 245.3' + 68.9' | | | 262.5' + 68.9' | | |
|-------|----------------|---------|----------|----------------|---------|----------|----------------|---------|----------|----------------|---------|----------|
| | 5° | 5°- 20° | 20°- 40° | 5° | 5°- 20° | 20°- 40° | 5° | 5°- 20° | 20°- 40° | 5° | 5°- 20° | 20°- 40° |
| 55.0 | 18.6 | - | - | - | - | - | - | - | - | - | - | - |
| 60.0 | 18.6 | 18.0 | - | 15.0 | 14.8 | - | - | - | - | - | - | - |
| 65.0 | 18.6 | 18.0 | - | 15.0 | 14.8 | - | - | - | - | - | - | - |
| 70.0 | 18.6 | 18.0 | - | 15.0 | 14.8 | - | 11.0 | - | - | 9.4 | - | - |
| 75.0 | 18.6 | 18.0 | 18.0 | 15.0 | 14.8 | - | 11.0 | - | - | 9.4 | - | - |
| 80.0 | 18.6 | 18.0 | 17.8 | 15.0 | 14.8 | 14.8 | 11.0 | 11.0 | - | 9.4 | 9.4 | - |
| 85.0 | 18.6 | 18.0 | 17.6 | 15.0 | 14.8 | 14.8 | 11.0 | 11.0 | - | 9.4 | 9.4 | - |
| 90.0 | 18.6 | 18.0 | 17.6 | 15.0 | 14.8 | 14.8 | 11.0 | 11.0 | - | 9.4 | 9.4 | - |
| 95.0 | 18.6 | 18.0 | 17.4 | 15.0 | 14.8 | 14.8 | 11.0 | 11.0 | - | 9.4 | 9.4 | - |
| 100.0 | 18.6 | 18.0 | 17.2 | 15.0 | 14.8 | 14.8 | 11.0 | 11.0 | 9.6 | 9.4 | 9.4 | - |
| 105.0 | 18.6 | 18.0 | 17.2 | 15.0 | 14.8 | 14.8 | 11.0 | 11.0 | 9.4 | 9.4 | 9.4 | 9.4 |
| 110.0 | 18.6 | 18.0 | 17.0 | 15.0 | 14.8 | 14.8 | 11.0 | 11.0 | 9.4 | 9.4 | 9.4 | 9.2 |
| 115.0 | 18.0 | 18.0 | 17.0 | 15.0 | 14.8 | 14.8 | 11.0 | 10.8 | 9.2 | 9.4 | 9.4 | 9.2 |
| 120.0 | 17.4 | 17.0 | 16.8 | 15.0 | 14.8 | 14.8 | 11.0 | 10.6 | 9.2 | 9.4 | 9.4 | 9.2 |
| 125.0 | 17.4 | 16.6 | 16.0 | 15.0 | 14.8 | 14.8 | 11.0 | 10.6 | 9.2 | 9.4 | 9.4 | 9.0 |
| 130.0 | 16.2 | 16.2 | 15.6 | 14.0 | 14.0 | 14.8 | 11.0 | 10.4 | 9.0 | 9.4 | 9.4 | 9.0 |
| 135.0 | 14.8 | 14.8 | 15.2 | 12.6 | 12.6 | 13.6 | 11.0 | 10.2 | 9.0 | 9.4 | 9.4 | 9.0 |
| 140.0 | 13.6 | 13.6 | 14.6 | 11.4 | 11.4 | 12.4 | 11.0 | 10.2 | 9.0 | 9.4 | 9.4 | 8.8 |
| 145.0 | 12.4 | 12.4 | 13.2 | 10.2 | 10.2 | 11.2 | 11.0 | 10.0 | 8.8 | 9.4 | 9.4 | 8.8 |
| 150.0 | 11.2 | 11.2 | 12.2 | 9.0 | 9.0 | 10.0 | 10.6 | 9.8 | 8.8 | 9.4 | 9.4 | 8.8 |
| 155.0 | 10.2 | 10.2 | 11.0 | 8.0 | 8.0 | 9.0 | 10.6 | 9.6 | 8.8 | 9.4 | 9.4 | 8.8 |
| 160.0 | 9.2 | 9.2 | 10.0 | 7.0 | 7.0 | 8.0 | 10.6 | 9.6 | 8.8 | 8.8 | 8.8 | 8.6 |
| 165.0 | 8.4 | 8.4 | 9.0 | 6.2 | 6.2 | 7.0 | 9.8 | 9.4 | 8.6 | 7.8 | 7.8 | 8.6 |
| 170.0 | 7.4 | 7.4 | 8.2 | 5.4 | 5.4 | 6.0 | 9.0 | 9.0 | 8.6 | 7.0 | 7.0 | 8.4 |
| 175.0 | 6.4 | 6.4 | 7.2 | 4.6 | 4.6 | 5.2 | 8.2 | 8.2 | 8.6 | 6.2 | 6.2 | 7.6 |
| 180.0 | 5.6 | 5.6 | 6.2 | 3.6 | 3.6 | 4.4 | 7.4 | 7.4 | 8.6 | 5.4 | 5.4 | 6.8 |
| 185.0 | 4.6 | 4.6 | 5.4 | 2.8 | 2.8 | 3.6 | 6.6 | 6.6 | 7.8 | 4.6 | 4.6 | 6.0 |
| 190.0 | 3.8 | 3.8 | 4.4 | 2.0 | 2.0 | 2.8 | 5.8 | 5.8 | 7.0 | 4.0 | 4.0 | 5.2 |
| 195.0 | 3.2 | 3.2 | 3.6 | - | - | 2.0 | 5.0 | 5.0 | 6.2 | 3.2 | 3.2 | 4.4 |
| 200.0 | 2.4 | 2.4 | 3.0 | - | - | - | 4.2 | 4.2 | 5.4 | 2.6 | 2.6 | 3.8 |
| 205.0 | - | - | 2.2 | - | - | - | 3.6 | 3.6 | 4.6 | - | - | 3.0 |
| 210.0 | - | - | - | - | - | - | 3.0 | 3.0 | 4.0 | - | - | 2.4 |
| 215.0 | - | - | - | - | - | - | 2.4 | 2.4 | 3.2 | - | - | - |
| 220.0 | - | - | - | - | - | - | - | - | 2.6 | - | - | - |
| 225.0 | - | - | - | - | - | - | - | - | 2.0 | - | - | - |

THIS CHART IS ONLY A GUIDE AND SHOULD NOT BE USED TO OPERATE THE CRANE.

The individual crane's load chart, operating instructions and other instructional plates must be read and understood prior to operating the crane.

Load chart

Hydraulic offsettable swingaway with inserts



Pounds x 1000

| Feet | 245.3' + 95.1' | | | 262.5' + 95.1' | | | 245.3' + 121.4' | | | 262.5' + 121.4' | | |
|-------|----------------|---------|----------|----------------|---------|----------|-----------------|---------|----------|-----------------|---------|----------|
| | 5° | 5°- 20° | 20°- 40° | 5° | 5°- 20° | 20°- 40° | 5° | 5°- 20° | 20°- 40° | 5° | 5°- 20° | 20°- 40° |
| 75.0 | 8.4 | - | - | 7.2 | - | - | - | - | - | - | - | - |
| 80.0 | 8.4 | - | - | 7.2 | - | - | 5.6 | - | - | - | - | - |
| 85.0 | 8.4 | - | - | 7.2 | - | - | 5.6 | - | - | - | - | - |
| 90.0 | 8.4 | - | - | 7.2 | - | - | 5.6 | - | - | 4.6 | - | - |
| 95.0 | 8.4 | 8.4 | - | 7.2 | 7.2 | - | 5.6 | - | - | 4.6 | - | - |
| 100.0 | 8.4 | 8.4 | - | 7.2 | 7.2 | - | 5.6 | 5.6 | - | 4.6 | 4.6 | - |
| 105.0 | 8.4 | 8.4 | 7.0 | 7.2 | 7.2 | - | 5.6 | 5.6 | - | 4.6 | 4.6 | - |
| 110.0 | 8.4 | 8.2 | 7.0 | 7.2 | 7.2 | - | 5.6 | 5.6 | - | 4.6 | 4.6 | - |
| 115.0 | 8.4 | 8.2 | 7.0 | 7.2 | 7.2 | 6.2 | 5.6 | 5.6 | 4.4 | 4.6 | 4.6 | - |
| 120.0 | 8.4 | 8.0 | 7.0 | 7.2 | 7.2 | 6.2 | 5.6 | 5.6 | 4.4 | 4.6 | 4.6 | 3.8 |
| 125.0 | 8.4 | 8.0 | 7.0 | 7.2 | 7.2 | 6.2 | 5.6 | 5.6 | 4.4 | 4.6 | 4.6 | 3.8 |
| 130.0 | 8.4 | 7.8 | 7.0 | 7.2 | 7.2 | 6.2 | 5.6 | 5.4 | 4.4 | 4.6 | 4.6 | 3.8 |
| 135.0 | 8.2 | 7.8 | 7.0 | 7.2 | 7.2 | 6.2 | 5.6 | 5.4 | 4.4 | 4.6 | 4.6 | 3.8 |
| 140.0 | 8.2 | 7.6 | 7.0 | 7.2 | 7.2 | 6.2 | 5.6 | 5.4 | 4.4 | 4.6 | 4.6 | 3.8 |
| 145.0 | 8.0 | 7.6 | 7.0 | 7.2 | 7.2 | 6.2 | 5.4 | 5.2 | 4.4 | 4.6 | 4.6 | 3.8 |
| 150.0 | 8.0 | 7.6 | 7.0 | 7.2 | 7.0 | 6.2 | 5.4 | 5.2 | 4.4 | 4.6 | 4.6 | 3.8 |
| 155.0 | 7.8 | 7.4 | 7.0 | 7.2 | 7.0 | 6.2 | 5.4 | 5.0 | 4.4 | 4.6 | 4.6 | 3.8 |
| 160.0 | 7.8 | 7.4 | 7.0 | 7.2 | 7.0 | 6.2 | 5.2 | 5.0 | 4.4 | 4.6 | 4.6 | 3.8 |
| 165.0 | 7.6 | 7.2 | 7.0 | 7.2 | 6.8 | 6.2 | 5.2 | 5.0 | 4.4 | 4.6 | 4.6 | 3.8 |
| 170.0 | 7.6 | 7.2 | 6.8 | 7.2 | 6.8 | 6.2 | 5.0 | 4.8 | 4.4 | 4.6 | 4.6 | 3.8 |
| 175.0 | 7.6 | 7.2 | 6.8 | 7.0 | 6.8 | 6.2 | 5.0 | 4.8 | 4.4 | 4.6 | 4.4 | 3.8 |
| 180.0 | 7.4 | 7.0 | 6.8 | 7.0 | 6.6 | 6.2 | 5.0 | 4.8 | 4.4 | 4.6 | 4.4 | 3.8 |
| 185.0 | 7.4 | 7.0 | 6.6 | 7.0 | 6.6 | 6.2 | 4.8 | 4.6 | 4.4 | 4.6 | 4.4 | 3.8 |
| 190.0 | 7.2 | 6.8 | 6.6 | 6.8 | 6.6 | 6.2 | 4.8 | 4.6 | 4.4 | 4.4 | 4.4 | 3.8 |
| 195.0 | 7.2 | 6.8 | 6.6 | 6.8 | 6.6 | 6.2 | 4.8 | 4.6 | 4.4 | 4.4 | 4.2 | 3.8 |
| 200.0 | 7.0 | 6.6 | 6.4 | 6.8 | 6.4 | 6.2 | 4.6 | 4.4 | 4.4 | 4.4 | 4.2 | 3.8 |
| 205.0 | 7.0 | 6.6 | 6.4 | 6.6 | 6.4 | 6.2 | 4.6 | 4.4 | 4.4 | 4.4 | 4.2 | 3.8 |
| 210.0 | 6.8 | 6.4 | 6.4 | 6.6 | 6.4 | 6.2 | 4.6 | 4.4 | 4.4 | 4.2 | 4.2 | 3.8 |
| 215.0 | 6.8 | 6.4 | 6.4 | 6.6 | 6.4 | 6.2 | 4.4 | 4.4 | 4.4 | 4.2 | 4.0 | 3.8 |
| 220.0 | 6.6 | 6.2 | 6.2 | 6.4 | 6.2 | 6.2 | 4.4 | 4.2 | 4.4 | 4.2 | 4.0 | 3.8 |
| 225.0 | 6.6 | 6.2 | 6.2 | 6.4 | 6.2 | 6.2 | 4.4 | 4.2 | 4.4 | 4.2 | 4.0 | 3.8 |
| 230.0 | 6.4 | 6.2 | 6.2 | 6.4 | 6.0 | 6.2 | 4.2 | 4.2 | 4.4 | 4.0 | 4.0 | 3.8 |
| 235.0 | 6.4 | 6.0 | 6.2 | 6.2 | 6.0 | 6.0 | 4.2 | 4.0 | 4.2 | 4.0 | 4.0 | 3.8 |
| 240.0 | 6.0 | 6.0 | 6.0 | 6.0 | 6.0 | 6.0 | 4.2 | 4.0 | 4.2 | 4.0 | 3.8 | 3.8 |
| 245.0 | 5.6 | 5.8 | 6.0 | 6.0 | 5.8 | 6.0 | 4.0 | 4.0 | 4.2 | 4.0 | 3.8 | 3.8 |
| 250.0 | 5.2 | 5.4 | 6.0 | 5.8 | 5.8 | 6.0 | 4.0 | 4.0 | 4.0 | 3.8 | 3.8 | 3.8 |
| 255.0 | 4.8 | 5.2 | 5.6 | 5.4 | 5.4 | 5.8 | 4.0 | 4.0 | 4.0 | 3.8 | 3.8 | 3.8 |
| 260.0 | 4.6 | 5.0 | - | 4.8 | 4.8 | 5.6 | 4.0 | 3.8 | 4.0 | 3.8 | 3.8 | 3.8 |
| 265.0 | 4.4 | 4.6 | - | 4.4 | 4.4 | 5.0 | 3.8 | 3.8 | 4.0 | 3.8 | 3.6 | 3.8 |
| 270.0 | 4.0 | 4.4 | - | 3.8 | 3.8 | - | 3.6 | 3.6 | 3.8 | 3.6 | 3.6 | 3.8 |
| 275.0 | 3.8 | 4.0 | - | 3.2 | 3.2 | - | 3.4 | 3.6 | 3.8 | 3.6 | 3.6 | 3.8 |
| 280.0 | 3.6 | 3.8 | - | 2.8 | 2.8 | - | 3.2 | 3.6 | - | 3.0 | 3.0 | 3.6 |
| 285.0 | 3.2 | 3.6 | - | 2.4 | 2.4 | - | 3.0 | 3.4 | - | 2.6 | 2.6 | - |
| 290.0 | 3.0 | 3.2 | - | 2.0 | 2.0 | - | 2.8 | 3.0 | - | 2.2 | 2.2 | - |
| 295.0 | 2.8 | 3.0 | - | - | - | - | 2.6 | 2.8 | - | - | - | - |
| 300.0 | 2.6 | 2.6 | - | - | - | - | 2.2 | 2.6 | - | - | - | - |
| 305.0 | 2.2 | - | - | - | - | - | 2.0 | 2.4 | - | - | - | - |
| 310.0 | 1.8 | - | - | - | - | - | - | - | - | - | - | - |

THIS CHART IS ONLY A GUIDE AND SHOULD NOT BE USED TO OPERATE THE CRANE.
The individual crane's load chart, operating instructions and other instructional plates must be read and understood prior to operating the crane.

Load chart

Hydraulic offsettable swingaway with inserts



74,8 m - 80 m
(245 ft - 263 ft)



29 m - 37 m
(95 ft - 121 ft)



54 500 kg
(120,900 lb)



27 ft 9 in spread
(100%)



360°



Pounds x 1000

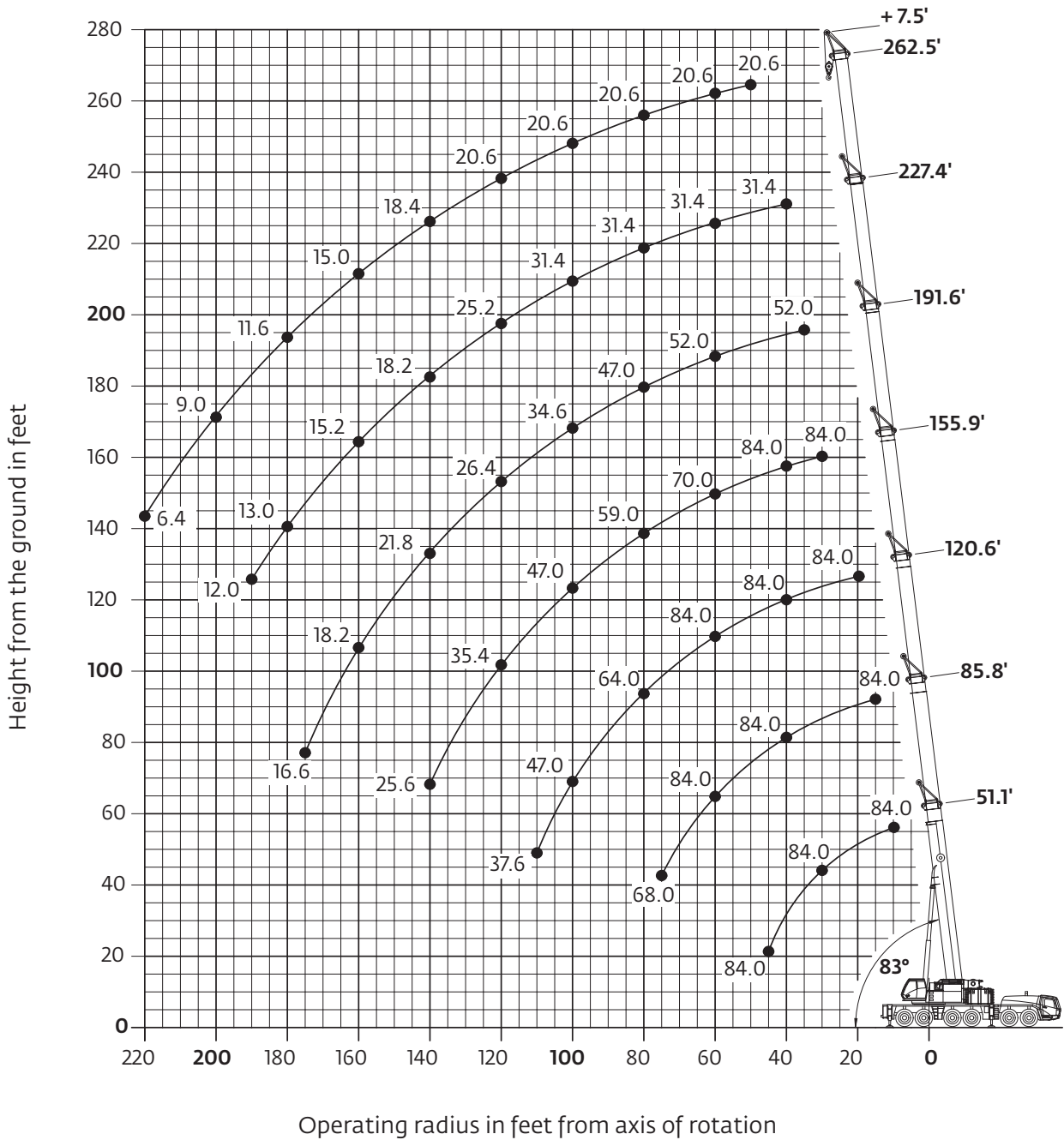
| Feet | 245.3' + 95.1' | | | 262.5' + 95.1' | | | 245.3' + 121.4' | | | 262.5' + 121.4' | | |
|-------|----------------|---------|----------|----------------|---------|----------|-----------------|---------|----------|-----------------|---------|----------|
| | 5° | 5°- 20° | 20°- 40° | 5° | 5°- 20° | 20°- 40° | 5° | 5°- 20° | 20°- 40° | 5° | 5°- 20° | 20°- 40° |
| 75.0 | 8.4 | - | - | 7.2 | - | - | - | - | - | - | - | - |
| 80.0 | 8.4 | - | - | 7.2 | - | - | 5.6 | - | - | - | - | - |
| 85.0 | 8.4 | - | - | 7.2 | - | - | 5.6 | - | - | - | - | - |
| 90.0 | 8.4 | - | - | 7.2 | - | - | 5.6 | - | - | 4.6 | - | - |
| 95.0 | 8.4 | 8.4 | - | 7.2 | 7.2 | - | 5.6 | - | - | 4.6 | - | - |
| 100.0 | 8.4 | 8.4 | - | 7.2 | 7.2 | - | 5.6 | 5.6 | - | 4.6 | 4.6 | - |
| 105.0 | 8.4 | 8.4 | 7.0 | 7.2 | 7.2 | - | 5.6 | 5.6 | - | 4.6 | 4.6 | - |
| 110.0 | 8.4 | 8.2 | 7.0 | 7.2 | 7.2 | - | 5.6 | 5.6 | - | 4.6 | 4.6 | - |
| 115.0 | 8.4 | 8.2 | 7.0 | 7.2 | 7.2 | 6.2 | 5.6 | 5.6 | 4.4 | 4.6 | 4.6 | - |
| 120.0 | 8.4 | 8.0 | 7.0 | 7.2 | 7.2 | 6.2 | 5.6 | 5.6 | 4.4 | 4.6 | 4.6 | 3.8 |
| 125.0 | 8.4 | 8.0 | 7.0 | 7.2 | 7.2 | 6.2 | 5.6 | 5.6 | 4.4 | 4.6 | 4.6 | 3.8 |
| 130.0 | 8.4 | 7.8 | 7.0 | 7.2 | 7.2 | 6.2 | 5.6 | 5.4 | 4.4 | 4.6 | 4.6 | 3.8 |
| 135.0 | 8.2 | 7.8 | 7.0 | 7.2 | 7.2 | 6.2 | 5.6 | 5.4 | 4.4 | 4.6 | 4.6 | 3.8 |
| 140.0 | 8.2 | 7.6 | 7.0 | 7.2 | 7.2 | 6.2 | 5.6 | 5.4 | 4.4 | 4.6 | 4.6 | 3.8 |
| 145.0 | 8.0 | 7.6 | 7.0 | 7.2 | 7.2 | 6.2 | 5.4 | 5.2 | 4.4 | 4.6 | 4.6 | 3.8 |
| 150.0 | 8.0 | 7.6 | 7.0 | 7.2 | 7.0 | 6.2 | 5.4 | 5.2 | 4.4 | 4.6 | 4.6 | 3.8 |
| 155.0 | 7.8 | 7.4 | 7.0 | 7.2 | 7.0 | 6.2 | 5.4 | 5.0 | 4.4 | 4.6 | 4.6 | 3.8 |
| 160.0 | 7.8 | 7.4 | 7.0 | 7.2 | 7.0 | 6.2 | 5.2 | 5.0 | 4.4 | 4.6 | 4.6 | 3.8 |
| 165.0 | 7.4 | 7.2 | 7.0 | 7.2 | 6.8 | 6.2 | 5.2 | 5.0 | 4.4 | 4.6 | 4.6 | 3.8 |
| 170.0 | 7.4 | 7.0 | 6.8 | 7.0 | 6.8 | 6.2 | 5.0 | 4.8 | 4.4 | 4.6 | 4.6 | 3.8 |
| 175.0 | 7.4 | 7.0 | 6.8 | 6.2 | 6.2 | 6.2 | 5.0 | 4.8 | 4.4 | 4.6 | 4.4 | 3.8 |
| 180.0 | 7.2 | 6.8 | 6.6 | 5.4 | 5.4 | 6.2 | 5.0 | 4.8 | 4.4 | 4.6 | 4.4 | 3.8 |
| 185.0 | 6.6 | 6.6 | 6.6 | 4.8 | 4.8 | 6.0 | 4.8 | 4.6 | 4.4 | 4.6 | 4.4 | 3.8 |
| 190.0 | 6.0 | 6.0 | 6.6 | 4.0 | 4.0 | 5.2 | 4.6 | 4.4 | 4.4 | 4.0 | 4.0 | 3.8 |
| 195.0 | 5.2 | 5.2 | 6.4 | 3.4 | 3.4 | 4.6 | 4.6 | 4.4 | 4.4 | 3.4 | 3.4 | 3.8 |
| 200.0 | 4.6 | 4.6 | 5.8 | 2.8 | 2.8 | 4.0 | 4.6 | 4.4 | 3.6 | 2.8 | 2.8 | 3.8 |
| 205.0 | 4.0 | 4.0 | 5.0 | 2.2 | - | 3.2 | 4.0 | 4.0 | 3.0 | 2.2 | 2.2 | 3.4 |
| 210.0 | 3.4 | 3.4 | 4.4 | - | - | 2.6 | 3.4 | 3.4 | 2.4 | - | - | 2.6 |
| 215.0 | 2.6 | 2.6 | 3.8 | - | - | 2.0 | 2.8 | 2.8 | - | - | - | 2.2 |
| 220.0 | 2.0 | 2.0 | 3.0 | - | - | - | 2.4 | 2.4 | - | - | - | - |
| 225.0 | - | - | 2.4 | - | - | - | - | - | - | - | - | - |
| 230.0 | - | - | 1.8 | - | - | - | - | - | - | - | - | - |

THIS CHART IS ONLY A GUIDE AND SHOULD NOT BE USED TO OPERATE THE CRANE.
The individual crane's load chart, operating instructions and other instructional plates must be read and understood prior to operating the crane.

Working range

Heavy duty jib

Heavy duty jib 6.6 ft



Hook heights shown in the working diagram do not consider loaded boom deflection.

THIS CHART IS ONLY A GUIDE AND SHOULD NOT BE USED TO OPERATE THE CRANE.
The individual crane's load chart, operating instructions and other instructional plates must be read and understood prior to operating the crane.

Load chart

Heavy duty jib

Fixed angle



15,6 m-80 m
(51 ft-263 ft)



2 m
(6.6 ft)



92 500 kg
(203,900 lb)



27 ft 9 in ft spread
(100%)



360°



Pounds x 1000




| Feet | 51.1' + 6.6' | | 85.8' + 6.6' | | 120.6' + 6.6' | | 155.9' + 6.6' | | 191.6' + 6.6' | | 227.4' + 6.6' | | 262.5' + 6.6' | |
|-------|--------------|------|--------------|------|---------------|------|---------------|------|---------------|------|---------------|------|---------------|------|
| | 8° | 30° | 8° | 30° | 8° | 30° | 8° | 30° | 8° | 30° | 8° | 30° | 8° | 30° |
| 10.0 | - | 84.0 | - | - | - | - | - | - | - | - | - | - | - | - |
| 15.0 | - | 84.0 | - | 84.0 | - | - | - | - | - | - | - | - | - | - |
| 20.0 | - | 84.0 | - | 84.0 | - | 84.0 | - | - | - | - | - | - | - | - |
| 25.0 | - | 84.0 | - | 84.0 | - | 84.0 | - | - | - | - | - | - | - | - |
| 30.0 | - | 84.0 | - | 84.0 | - | 84.0 | - | 84.0 | - | - | - | - | - | - |
| 35.0 | 84.0 | 84.0 | - | 84.0 | - | 84.0 | - | 84.0 | - | 52.0 | - | - | - | - |
| 40.0 | 84.0 | 84.0 | - | 84.0 | - | 84.0 | - | 84.0 | - | 52.0 | - | 31.4 | - | - |
| 45.0 | 84.0 | - | - | 84.0 | - | 84.0 | - | 80.0 | - | 52.0 | - | 31.4 | - | - |
| 50.0 | - | - | - | 84.0 | - | 84.0 | - | 76.0 | - | 52.0 | - | 31.4 | - | 20.6 |
| 55.0 | - | - | - | 84.0 | - | 84.0 | - | 73.0 | - | 52.0 | - | 31.4 | - | 20.6 |
| 60.0 | - | - | 84.0 | 84.0 | - | 84.0 | - | 70.0 | - | 52.0 | - | 31.4 | - | 20.6 |
| 65.0 | - | - | 84.0 | 84.0 | - | 78.0 | - | 67.0 | - | 52.0 | - | 31.4 | - | 20.6 |
| 70.0 | - | - | 77.0 | 77.0 | - | 73.0 | - | 64.0 | - | 52.0 | - | 31.4 | - | 20.6 |
| 75.0 | - | - | 68.0 | - | - | 68.0 | - | 61.0 | - | 50.0 | - | 31.4 | - | 20.6 |
| 80.0 | - | - | - | - | 64.0 | 63.0 | - | 59.0 | - | 47.0 | - | 31.4 | - | 20.6 |
| 85.0 | - | - | - | - | 59.0 | 60.0 | - | 57.0 | - | 43.4 | - | 31.4 | - | 20.6 |
| 90.0 | - | - | - | - | 55.0 | 55.0 | - | 55.0 | - | 40.0 | - | 31.4 | - | 20.6 |
| 95.0 | - | - | - | - | 51.0 | 51.0 | - | 51.0 | - | 37.2 | - | 31.4 | - | 20.6 |
| 100.0 | - | - | - | - | 47.0 | - | - | 47.0 | - | 34.6 | - | 31.4 | - | 20.6 |
| 105.0 | - | - | - | - | 43.4 | - | 43.4 | 43.8 | - | 32.2 | - | 30.4 | - | 20.6 |
| 110.0 | - | - | - | - | 37.6 | - | 40.2 | 40.8 | - | 30.2 | - | 28.8 | - | 20.6 |
| 115.0 | - | - | - | - | - | - | 37.4 | 37.8 | - | 28.2 | - | 27.0 | - | 20.6 |
| 120.0 | - | - | - | - | - | - | 35.0 | 35.4 | - | 26.4 | - | 25.2 | - | 20.6 |
| 125.0 | - | - | - | - | - | - | 32.4 | 32.8 | - | 24.8 | - | 23.0 | - | 20.6 |
| 130.0 | - | - | - | - | - | - | 30.0 | 30.2 | - | 23.0 | - | 20.8 | - | 20.6 |
| 135.0 | - | - | - | - | - | - | 27.8 | - | 22.8 | 21.4 | - | 19.2 | - | 19.6 |
| 140.0 | - | - | - | - | - | - | 25.6 | - | 21.8 | 20.4 | - | 18.2 | - | 18.4 |
| 145.0 | - | - | - | - | - | - | - | - | 20.6 | 19.8 | - | 17.4 | - | 17.6 |
| 150.0 | - | - | - | - | - | - | - | - | 19.4 | 19.2 | - | 16.6 | - | 16.8 |
| 155.0 | - | - | - | - | - | - | - | - | 18.8 | 18.6 | - | 16.0 | - | 15.8 |
| 160.0 | - | - | - | - | - | - | - | - | 18.2 | - | - | 15.2 | - | 15.0 |
| 165.0 | - | - | - | - | - | - | - | - | 17.6 | - | - | 14.6 | - | 14.2 |
| 170.0 | - | - | - | - | - | - | - | - | 17.0 | - | - | 14.0 | - | 13.2 |
| 175.0 | - | - | - | - | - | - | - | - | 16.6 | - | - | 13.4 | - | 12.4 |
| 180.0 | - | - | - | - | - | - | - | - | - | - | - | 13.0 | - | 11.6 |
| 185.0 | - | - | - | - | - | - | - | - | - | - | - | 12.4 | - | 11.0 |
| 190.0 | - | - | - | - | - | - | - | - | - | - | - | 12.0 | - | 10.2 |
| 195.0 | - | - | - | - | - | - | - | - | - | - | - | - | - | 9.6 |
| 200.0 | - | - | - | - | - | - | - | - | - | - | - | - | - | 9.0 |
| 205.0 | - | - | - | - | - | - | - | - | - | - | - | - | - | 8.2 |
| 210.0 | - | - | - | - | - | - | - | - | - | - | - | - | - | 7.6 |
| 215.0 | - | - | - | - | - | - | - | - | - | - | - | - | - | 7.0 |
| 220.0 | - | - | - | - | - | - | - | - | - | - | - | - | - | 6.4 |

THIS CHART IS ONLY A GUIDE AND SHOULD NOT BE USED TO OPERATE THE CRANE.
The individual crane's load chart, operating instructions and other instructional plates must be read and understood prior to operating the crane.

Load chart

Heavy duty jib

Fixed angle

|  | | | | | | | | | | | | | | |
|--|--------------|------|--------------|------|---------------|------|---------------|------|---------------|------|---------------|------|---------------|------|
|   Pounds x 1000 | | | | | | | | | | | | | | |
| Feet | 51.1' + 6.6' | | 85.8' + 6.6' | | 120.6' + 6.6' | | 155.9' + 6.6' | | 191.6' + 6.6' | | 227.4' + 6.6' | | 262.5' + 6.6' | |
| | 8° | 30° | 8° | 30° | 8° | 30° | 8° | 30° | 8° | 30° | 8° | 30° | 8° | 30° |
| 10.0 | - | 84.0 | - | - | - | - | - | - | - | - | - | - | - | - |
| 15.0 | - | 84.0 | - | 84.0 | - | - | - | - | - | - | - | - | - | - |
| 20.0 | - | 84.0 | - | 84.0 | - | 84.0 | - | - | - | - | - | - | - | - |
| 25.0 | - | 84.0 | - | 84.0 | - | 84.0 | - | - | - | - | - | - | - | - |
| 30.0 | - | 84.0 | - | 84.0 | - | 84.0 | - | 84.0 | - | - | - | - | - | - |
| 35.0 | 84.0 | 84.0 | - | 84.0 | - | 84.0 | - | 84.0 | - | 52.0 | - | - | - | - |
| 40.0 | 84.0 | 84.0 | - | 84.0 | - | 84.0 | - | 84.0 | - | 52.0 | - | 31.4 | - | - |
| 45.0 | 84.0 | - | - | 84.0 | - | 84.0 | - | 80.0 | - | 52.0 | - | 31.4 | - | - |
| 50.0 | - | - | - | 84.0 | - | 84.0 | - | 76.0 | - | 52.0 | - | 31.4 | - | 20.6 |
| 55.0 | - | - | - | 82.0 | - | 77.0 | - | 72.0 | - | 52.0 | - | 31.4 | - | 20.6 |
| 60.0 | - | - | 70.0 | 71.0 | - | 68.0 | - | 64.0 | - | 52.0 | - | 31.4 | - | 20.6 |
| 65.0 | - | - | 63.0 | 62.0 | - | 61.0 | - | 57.0 | - | 50.0 | - | 31.4 | - | 20.6 |
| 70.0 | - | - | 57.0 | 58.0 | - | 55.0 | - | 51.0 | - | 44.0 | - | 31.4 | - | 20.6 |
| 75.0 | - | - | 50.0 | - | - | 49.0 | - | 46.0 | - | 39.6 | - | 31.4 | - | 20.6 |
| 80.0 | - | - | - | - | 48.0 | 47.0 | - | 41.4 | - | 35.6 | - | 31.4 | - | 20.6 |
| 85.0 | - | - | - | - | 42.8 | 43.4 | - | 37.4 | - | 33.8 | - | 30.8 | - | 20.6 |
| 90.0 | - | - | - | - | 38.6 | 39.2 | - | 34.0 | - | 32.2 | - | 29.2 | - | 20.6 |
| 95.0 | - | - | - | - | 34.8 | 35.4 | - | 31.6 | - | 30.8 | - | 28.0 | - | 20.6 |
| 100.0 | - | - | - | - | 31.6 | - | - | 30.4 | - | 29.4 | - | 27.0 | - | 20.6 |
| 105.0 | - | - | - | - | 28.6 | - | 28.8 | 29.2 | - | 27.0 | - | 25.6 | - | 20.6 |
| 110.0 | - | - | - | - | 26.2 | - | 26.2 | 26.8 | - | 24.8 | - | 23.6 | - | 19.2 |
| 115.0 | - | - | - | - | - | - | 23.8 | 24.4 | - | 22.8 | - | 21.6 | - | 17.4 |
| 120.0 | - | - | - | - | - | - | 21.8 | 22.2 | - | 20.6 | - | 19.8 | - | 15.6 |
| 125.0 | - | - | - | - | - | - | 19.8 | 20.2 | - | 18.6 | - | 18.6 | - | 14.0 |
| 130.0 | - | - | - | - | - | - | 18.6 | 18.4 | - | 16.8 | - | 17.0 | - | 12.6 |
| 135.0 | - | - | - | - | - | - | 17.8 | - | 16.6 | 16.0 | - | 15.6 | - | 11.2 |
| 140.0 | - | - | - | - | - | - | 17.2 | - | 15.8 | 15.0 | - | 14.2 | - | 10.0 |
| 145.0 | - | - | - | - | - | - | - | - | 14.6 | 14.4 | - | 12.8 | - | 8.8 |
| 150.0 | - | - | - | - | - | - | - | - | 13.2 | 13.6 | - | 11.4 | - | 7.6 |
| 155.0 | - | - | - | - | - | - | - | - | 12.0 | 12.8 | - | 10.2 | - | 6.6 |
| 160.0 | - | - | - | - | - | - | - | - | 11.0 | - | - | 9.0 | - | 5.6 |
| 165.0 | - | - | - | - | - | - | - | - | 10.0 | - | - | 8.0 | - | 4.6 |
| 170.0 | - | - | - | - | - | - | - | - | 9.0 | - | - | 7.0 | - | 3.6 |
| 175.0 | - | - | - | - | - | - | - | - | 8.2 | - | - | 6.0 | - | - |
| 180.0 | - | - | - | - | - | - | - | - | - | - | - | 5.2 | - | - |
| 185.0 | - | - | - | - | - | - | - | - | - | - | - | 4.4 | - | - |
| 190.0 | - | - | - | - | - | - | - | - | - | - | - | 3.6 | - | - |
| 195.0 | - | - | - | - | - | - | - | - | - | - | - | - | - | - |
| 200.0 | - | - | - | - | - | - | - | - | - | - | - | - | - | - |
| 205.0 | - | - | - | - | - | - | - | - | - | - | - | - | - | - |
| 210.0 | - | - | - | - | - | - | - | - | - | - | - | - | - | - |
| 215.0 | - | - | - | - | - | - | - | - | - | - | - | - | - | - |
| 220.0 | - | - | - | - | - | - | - | - | - | - | - | - | - | - |

The lifting capacities correspond to ASME B30.5

The lifting capacities likewise fulfill the requirements of SAEJ1289 and ISO 4305 with regard to stability.

The lifting capacities are given in 1000 lb.

Lifting capacity = Payload + weight of hook block and suspending device.

The lifting capacities for the main boom only apply with the jib dismantled.

Lifting capacities > 168 t (370,000 lb) require additional equipment.

The right is reserved to modify the load-carrying capacities.

Note: The details in this brochure serve only as general information. The determinant values for the operation of the crane are the lifting capacity tables belonging to it and the operating instructions.

Lifting capacities are indicated by boom length for different levels of extension. The actual boom length will be in accordance with the selected configuration for boom extension.

THIS CHART IS ONLY A GUIDE AND SHOULD NOT BE USED TO OPERATE THE CRANE.

The individual crane's load chart, operating instructions and other instructional plates must be read and understood prior to operating the crane.

Specifications

Superstructure



Boom

15,6 m - 80 m (51 ft - 263 ft) seven-section, MEGAFORM™ boom with TWIN-LOCK™ pinning. Maximum tip height: 83 m (272 ft).



*Hydraulic offsettable lattice extension

12 m - 21 m (39 ft - 69 ft) bi-fold lattice swingaway extension, hydraulically offsettable and luffing under load, 5° - 40°. Maximum tip height: 104 m (341 ft)



*Lattice inserts

2 x 8 m (26 ft) inserts for use with lattice swingaway extension to increase length to 37 m (121 ft). Maximum tip height: 120 m (394 ft)



Boom elevation

Single lift cylinder with safety valve provides boom angle from -1.5° to +83°.



Load moment and independent anti-two block system

Load moment and anti-two block system with audio/visual warning and control lever lockout provides electronic display of boom angle, length, radius, tip height, relative load moment, maximum permissible load, load indication and warning of impending two-block condition.



Cab

Aluminum construction, full vision, hydraulically tilt-able up to 20°. Includes safety glass, adjustable operator's seat with suspension, engine-dependent hot water heater and secondary engine-independent diesel heater with timer. Armrest-integrated crane controls. Ergonomically arranged instrumentation and crane operating controls. Radio with bluetooth, USB and CD player.



Slewing

Three slewing gears with axial piston motors, planetary geared. Automatic brake with foot operated release switch for free slew. Speed is infinitely variable to 1.3 rpm.



Counterweight

54.5 t (120,100 lb) consisting of various sections with hydraulic installation/removal system controlled from the superstructure cab. *Optional counterweight package provides a maximum of 92.5 t (203,900 lb).



Hydraulic system

Two separate circuits, one axial piston variable displacement pump (load sensing) with electronic power limiting control for crane functions and one double gear pump for slewing. Thermostatically controlled oil coolers keep oil at optimum operating temperature. Hydraulic tank capacity: 1200 L (317 gal)



Engine

Mercedes-Benz OM936LA, diesel, 6-cylinders, water cooled, turbocharger, 210 kW (282 HP) at 2200 rpm. Max. torque: 1150 Nm (848 ft/lb) at 1200 rpm to 1600 rpm. Engine emission: Euromot 5 /EPA / CARB Tier 4 final (non road). Fuel tank capacity 300 L (79 gal)



Electrical system

3 phase alternator: 28V/80A; 2 batteries: 12V/170Ah



Hoist

Powered by axial piston motor with planetary gear and brake. Drum rotation indicator alerts operator of hoist movement. Hoist camera and light included.

* Optional equipment

- Work lights, mounted on boom base section
- Boom position indicator light
- Boom removal kit
- Hook blocks/overhaul weight
- Auxiliary hoist – self rigging with counterweight
- Data logger
- 360° NYC swing lock
- 2 m (6.6 ft) side stowed heavy duty jib with 38 t (42 USt) maximum capacity using four parts of line, offset 8° and 30°
- Boom head camera

Carrier



Chassis

Special 6-axle chassis, all-welded torsion-resistant box type construction in high strength steel.



Outriggers

Four hydraulic two stage outrigger beams with vertical cylinders and outrigger pads. Independent horizontal and vertical movement controlled from each side of carrier and the operators cab. Electronic level indicator with automatic leveling system. Working light for each outrigger beam. Outrigger pad load indicator with read out on superstructure and carrier. Includes outrigger monitoring system.



Engine

Mercedes-Benz OM473LA, diesel, 6-cylinders, water cooled, turbocharger, 430 kW (585 HP) at 1700 rpm (80/1269/EWG - fan loose). Max. torque: 2750 Nm (2,030 ft/lb) at 1300 rpm. Engine emission: Euromot 5 / EPA / CARB Tier 4 final (non road). Fuel tank capacity: 500 L (132 gal)



Transmission

Allison automatic 4500 SP, 6 speeds forward, 1 reverse. Transverse differential locks. 2 speed transfer case with inter-axle differential lock.



Drive/Steer

12x6x12



Axle lines

6 axle lines. 1, 4 and 5 are driven steering axle lines, the 2nd, 3rd and 6th are steering axle lines.



Suspension

MEGATRAK®. All wheels with independent hydro-pneumatic suspension and hydraulic lockout. Longitudinal and transverse level control with automatic on-highway leveling system. Range +170 mm (6.7 in.) -130 mm (-5.1 in.). Active suspension control on outrigger control units.



Tires

12 tires, 385/95 R25 (14.00 R25) (vehicle width - 3,00 m [9.8 ft])



Steering

Dual circuit, hydraulic power assisted steering with emergency steering pump. Axle lines 1, 2, 5 and 6 steer on highway (steer by wire). Separate electronic hydraulic (steer by wire) steering of the 3rd to 6th axle line for all wheel steering and crabbing.



Brakes

Service brake: pneumatic dual circuit, acting on all wheels, air dryer. Permanent brake: exhaust brake and constant throttle brake. Parking brake: pneumatically operated spring-loaded brake acting on axle lines 2, 4, 5 and 6.



Driver's Cab

Composite designed aluminum and fiber reinforced plastic, 2-man-design, safety glass, driver seat with pneumatic suspension, engine-dependent hot water heater and secondary engine-independent diesel heater with timer. Complete instrumentation and driving controls. Reversing camera system. Air conditioning. 12 V plug. Two strobe lights. Fire extinguisher. Radio with bluetooth, USB and CD player.



Electrical system

24V system with three phase alternator, 28V/100A; 2 batteries, 12V/170 Ah

* Optional equipment

- 12 tires, 445/95 R25 (16.00 R25) (vehicle width - 3,00 m [9.8 ft])
- 12 tires, 525/80 R25 (20.5 R25) (vehicle width - 3,10 m [10.2 ft])
- 12x8x12 drive/steer; (1, 4, 5 and 6 driven)
- Transmission integrated hydraulic retarder
- Aluminum Wheels
- Spare tire and wheel with carry bracket
- Removable rear outrigger box
- Trailer hitch

*Denotes optional equipment

Symbols glossary



Axles



Counterweight



Grade



Gear



Boom



Drive



Heavy duty jib



Radius



Boom elevation



Electrical system



Hoist



Rotation



Boom extension



Engine



Hookblock



Speed



Boom length



Extension



Hydraulic system



Steering



Boom nose



Frame



Lights



Suspension



Brakes



Fuel tank capacity



Oil



Swing



Cab



Outriggers



Outrigger controls



Tires



Transmission

Manitowoc Cranes

Regional headquarters

Americas

Milwaukee, Wisconsin, USA
Tel: +1 414 760 4600

Shady Grove, Pennsylvania, USA
Tel: +1 717 597 8121

Europe and Africa

Dardilly, France - TOWERS
Tel: +33 (0) 4 72 18 20 20

Wilhelmshaven, Germany - MOBILE
Tel: +49 (0) 4421 294 0

APAC

Shanghai, China
Tel: +86 21 6457 0066

Singapore
Tel: +65 6264 1188

Middle East and India

Dubai, UAE
Tel: +971 4 8862677



This document is non-contractual. Constant improvement and engineering progress make it necessary that we reserve the right to make specification, equipment, and price changes without notice. Illustrations shown may include optional equipment and accessories and may not include all standard equipment.